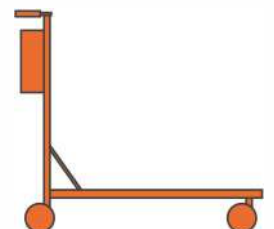
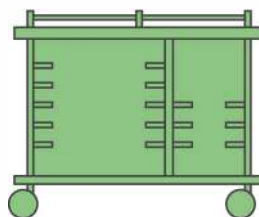
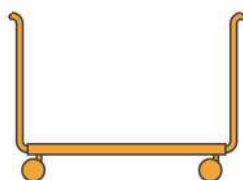

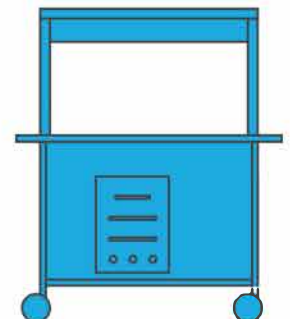
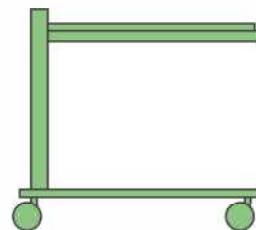
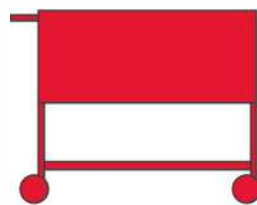
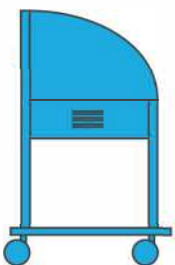

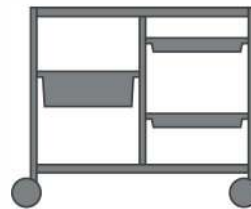
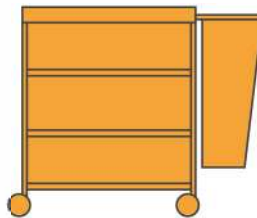
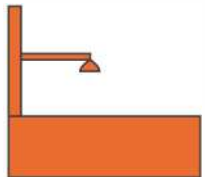
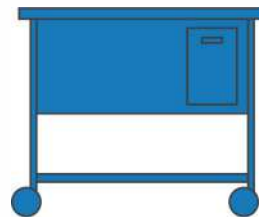
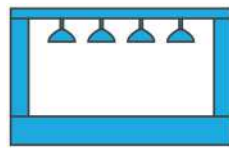
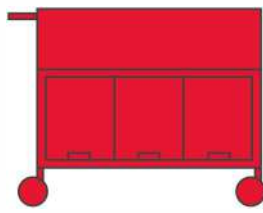

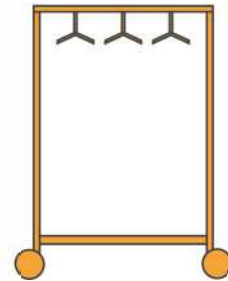
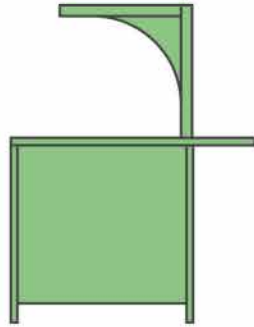




METALCARRELLI®

🇮🇹 SINCE 1964 🇮🇹

CATALOGUE 2023/24



C A T A L O G U E 2 0 2 3 / 2 0 2 4



HOTEL

R E L I A B L E

more than 50 years of experience
in the HO.RE.CA. sector



RESTAURANT

G U A R A N T E E D

Made in Italy quality: we manufacture
our products with the best materials



CATERING

C O M P L E T E

we grant you a comprehensive service
both before and after sales



HOSPITAL

T I M E L Y

our products are delivered quickly
and timely to meet all your needs

METALCARRELLI 

 S I N C E 1 9 6 4 

ALL around YOUR BUSINESS

METALCARRELLI



S I N C E 1 9 6 4



ALL around YOUR BUSINESS


YOUR
INTERNATIONAL
PARTNER



METALCARRELLI



S I N C E 1 9 6 4



OUR HISTORY

Metalcarrelli was founded in 1964 as a craft workshop and has developed an important know-how in manufacturing **hi-tech professional equipment for the Ho.re.co. and meal distribution industry** over time.

By constantly investing in optimizing the production processes and focusing on research and development, Metalcarrelli has soon become a leading company on the market and a trusted partner for a very large number of domestic and foreign customers.

We strongly believe in the importance of “Made in Italy” and we manufacture our trolleys with the best materials, to provide our customers with excellent quality products as well as with reliable and efficient solutions at competitive prices.

WHO WE ARE

Nowadays, Metalcarrelli offers a very wide product range, including trolleys and complementary elements for **hotels, restaurants and laundries** (stainless steel and wooden service trolleys, buffets, housekeeping trolleys and room service tables with food warmers, roll containers), **hospitals and retirement homes** (conveyor belts, bain-marie trolleys on cupboard), **schools and canteens** (bain-marie trolleys and tray trolleys) and **catering** (heated, refrigerated and neutral tray/container cupboard trolleys and platform trucks).

SALES

vendite@metalcarrelli.com

ORDER
MANAGEMENT

info@metalcarrelli.com

MARKETING

marketing@metalcarrelli.com

EXPORT

sales@metalcarrelli.com

Visit our new website: www.metalcarelli.com

1) EFFECTIVENESS OF THE GENERAL SALES TERMS AND CONDITIONS: the general sales terms and conditions are deemed accepted on sending the order and finalised on acceptance of the order by Metalcarrelli s.r.l.

2) EXCEPTIONS/MODIFICATIONS: the order implies full acceptance of our current sales terms and conditions to which NO exception or modification whatsoever is permitted, unless expressly agreed in writing.

3) INDIRECT ORDERS: orders received by Metalcarrelli s.r.l. through intermediaries and/or sales agents are subordinate to the clause "subject to approval by the selling company" and the latter is therefore, free to refuse the order at its own uncontestable discretion.

4) PRICES: the listed prices applicable at the time the order is placed are ex-works and net of VAT. Metalcarrelli s.r.l. reserves the right to change prices without notification should there be significant changes in the cost of raw materials, labour or any other costs whatsoever (for example, fiscal costs). However, the final price applied to the customer will be the one indicated on the order confirmation.

5) PACKAGING: in the event of shipping to the destination indicated by the customer, the material will be packed in boxes or pallets suited to the type of product. Any additional packaging will be charged to the customer and the additional price indicated on the order confirmation or in writing prior to shipment.

6) TRANSPORT: goods travel at the sole risk of the customer, even if sold free port. Therefore, it is the recipient's responsibility to check the state of the material at the time of delivery.

7) COMPLAINTS: in the event of any loss and/or damage to shipments the customer must send any complaints to Metalcarrelli s.r.l. within 24 hours of delivery in writing by registered letter with return receipt, to be forwarded in advance by fax or certified email.

The guarantee is only valid if any damage is communicated within the timescale and using the methods described above, as well as following the below procedure: the customer/recipient should indicate the words "box not intact, goods accepted unchecked" on the transport document, accompanying invoice and/or delivery note, giving a brief description of the damage. Damaged goods should be kept in their original packaging and made available to Metalcarrelli s.r.l. for the appropriate checks. Metalcarrelli s.r.l. will not accept any responsibility whatsoever in the event of failure to comply with the above procedure.

8) DELIVERY TERMS: the delivery terms indicated on the order confirmation are merely indicative. Any delays do not constitute a reason for waiving the purchase or modifying the agreements specified on the order and in no case whatsoever do they constitute a reason for compensation and/or claim for damages against Metalcarrelli s.r.l.

9) GUARANTEE: the producer guarantees the goods for 12 months from the date of purchase. The guarantee is valid for faults due to the materials or processing, whilst electrical parts (resistors, thermostats, compressors, lamps, switches, etc.) and all materials subject to wear and tear (wheels, brushes, etc.) are excluded.

9a) Procedure for activating the guarantee: any products considered faulty must be carefully packed in their original packaging and returned to Metalcarrelli s.r.l. free port. Any intervention under guarantee will be carried out exclusively at our offices in Bellaria I.M. (RN), Italy and repaired or replaced material will be returned to the customer at no further cost. Any complaints and/or objections must be communicated no more than 8 (eight) days of the fault and/or defect being detected and in any case, within 12 months of delivery.

10) CERTIFICATION: Metalcarrelli s.r.l. declares that the products illustrated in the catalogue comply with all European legislation applicable at the time of the order.

11) RETURNS: Metalcarrelli s.r.l. will not accept either total or partial returns of goods sent to the customer, unless this is agreed in advance in writing by the parties. Acceptance of returns is at the uncontestable discretion of Metalcarrelli s.r.l. In the event of a return being accepted, goods should be returned intact and unused, in their original packaging, at the sole expense and responsibility of the customer. In no case whatsoever will stainless steel items be accepted for returns if the protection has been removed. Likewise, special made-to-measure items cannot be returned.

12) PAYMENTS: payments will not be valid unless made directly to Metalcarrelli s.r.l., either by bank transfer or cheque. In the event of payment being made to a person appointed by Metalcarrelli s.r.l., the said payment will only be deemed paid in full if the receipt is accompanied by a copy of the standard written authorisation by the company to its appointee. Any delays in payments as well as any other contractual breaches will lead to suspension of future supplies.

12a) interest on arrears: it is the faculty of the producer to apply commercial interest on arrears. In the event of any controversy, the purchaser does not have the right to delay or refuse to pay for supplies.

13) TITLE RETENTION: sales with deferred payment are considered fulfilled with retention of title – TITLE RETENTION – in favour of the producer until the full balance has been paid. In the event, the customer cannot transfer goods until the balance payment has been made and failure to meet even a single deadline will imply the immediate return of goods if requested by Metalcarrelli s.r.l.

14) COMPETENT COURT: in the event of any controversy regarding the fulfilment and/or interpretation of the order, acceptance of the same and/or the present clauses the parties agree that the only competent court will be the Court of Rimini.

15) INDICATIONS GIVEN IN THE CATALOGUE: the producer reserves the right to modify, at any time and without notification, the dimensions and execution of the products listed in the present catalogue. The illustrations, photographs and descriptions in the catalogue applicable at the time of acceptance of the order should be considered general indications, however they do not constitute a restriction and may not correspond to the effective shape and structure of the products.

16) DRAWINGS AND ILLUSTRATIONS: the various drawings and illustrations indicated by the producer along with the supply offer or contract, as well as those in the catalogue, are reserved for Metalcarrelli s.r.l. and are the sole property of the same.

17) BRANDS AND PATENTS: it is expressly forbidden to use brands and/or patents registered by Metalcarrelli s.r.l.

The present catalogue cancels and replaces all previous ones. The images and product specifications contained herein are covered by copyright. Any use or reproduction of the same are subject to authorisation by Metalcarrelli S.r.l., which owns the brand and holds material and intellectual property rights. Prices may be subject to change in the event of printing errors.

SYMBOLS




Heated wells or compartments



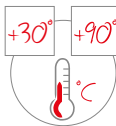
Refrigerated wells or compartments



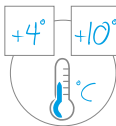
Refrigerated and heated wells or compartments



Neutral wells or compartments



Heating temperature: operating temperature range



Refrigeration temperature: operating temperature range



Electrically powered



Loading capacity: max loading capacity (total kg)



Suitable for Gastronomers



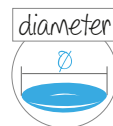
Suitable for trays



H1 Hygiene system



Min/Max glass diameter



Min/Max plate diameter



Gas powered



Ventilation system for heated and refrigerated elements



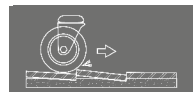
Sturdy: highly resistant to stress

KEY



Walnut

Finish/Colour: finishes or colours available



Resilient castors/wheels for uneven floors and outdoor use



Numbered photo or drawing

OPTIONAL

To be selected exclusively when placing the order

ACCESSORY

Can be purchased later as well



Product shown on Metalcarrelli Youtube channel



Neutral



Hot



Cold



“C” shaped runners



“L” shaped runners



Pressed runners



1

Wooden service trolleys and waiter's stations

Metal service trolleys

p. 10



2

Display cases

Display trolleys

Buffets and drop-in units

p. 40



3

Breakfast trolleys

Bain-marie, refrigerated and neutral GN units for meal distribution

Conveyor belt

Refrigerated trolleys

Dispensers for plates and trays

p. 66



4

Countertop hotplates

Infrared lamps

Heated trolleys

Containers, lids and dividers

p. 84



5

Knife sterilizers

Tableware handling trolleys

Tray/pan trolleys

p. 124



6

Reception trolleys

Room service tables

Housekeeping trolleys

p. 176



7

Platform trucks

Roll containers

Changing room lockers

Hand washers

Storage shelving systems

p. 198



8

Waste bins, fast-food rubbish bins

Waste paper bins

pag. 220





Wooden service trolleys and waiter's stations

Metal service trolleys

	GUÉRIDON _____	10
	WOODEN SERVICE TROLLEYS _____	11
	WOODEN SERVICE TROLLEYS WITH DOME _____	12
	EQUIPABLE WOODEN SERVICE TROLLEYS _____	13
	MODERN-STYLE WOODEN SERVICE TROLLEYS _____	14
	WOODEN SERVICE TROLLEY _____	17
	LIQUEUR TROLLEYS _____	18
	FLAMBÉ TROLLEYS _____	19
	WAITER'S STATIONS _____	20
	STAINLESS STEEL SERVICE TROLLEYS - MELAMINE-FACED SHELVES _____	26
	STAINLESS STEEL CLEARING TROLLEYS _____	27
	STAINLESS STEEL SERVICE TROLLEYS - REMOVABLE SHELVES _____	29
	STAINLESS STEEL SERVICE TROLLEYS _____	31
	STAINLESS STEEL SERVICE TROLLEYS WITH PRESSED SHELVES _____	32
	STAINLESS STEEL HEAVY-DUTY TROLLEYS _____	35

GUÉRIDON

- Solid wood frame
- Melamine-faced shelves
- Top shelf fitted with all round rubber bumper
- Swivel castors, ø 9.5 cm



Art. 1095S



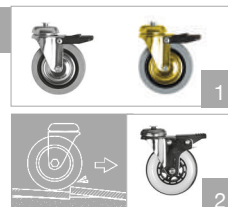
Art. 1095SW



Art. 1095SN

Article	Finish	Finish	Max dim. cm
1095S	Oak	2	71x46x78 h
1095SW	Wengé		
1095SN	Black		

Optional		Description	Suitable for
F	1	Set with 2 braked castors	All articles
E	2	Set with 4 resilient castors, 2 with brake	



WOODEN SERVICE TROLLEYS

- Solid wood frame
- Melamine-faced shelves
- Chrome plated pushing handle
- Rails on lower shelves
- Swivel castors, ø 12.5 cm



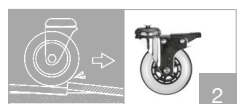
Art. 6061-F



Art. 6063W-F


Article	Finish	Shelves	Shelf dim. cm	Max dim. cm
6061	Oak	2	94,5x55	110x56x81 h
6061W	Wengé			
6063	Oak	3		110x56x87 h
6063W	Wengé			

Optional		Description	Suitable for
F	1	Set with 2 braked castors	All articles
E	2	Set with 4 resilient castors, 2 with brake	



WOODEN SERVICE TROLLEYS WITH DOME

- Solid wood structure
- Melamine-faced shelves
- Chromed tubular push handle
- Semi-cylindrical plexiglass dome that opens on two sides
- Railings on lower floors
- Swivel castors ø 12.5 cm



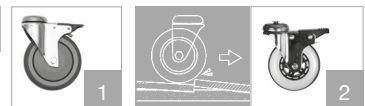
Art. 6061C-F




Art. 6063CW-F

Article	Finish	Shelves	Shelves dim. cm	Max dim. cm
6061C	Oak	2	107x55x82 h	110x56x107 h
6061CW	Wengé			
6063C	Oak	3		110x56x113 h
6063CW	Wengé			

Optional		Description	Suitable for
F	1	Set with 2 braked castors	All articles
E	2	Set with 4 resilient castors, 2 with brake	



Optional		Description	Suitable for
A0096	3	Removable PVC cutlery drawer	All articles
A0036	4	Removable oak-stained plate holder	6061C - 6063C
A0036W	5	Wengé stained extractable plate holder	6061CW - 6063CW



EQUIPABLE WOODEN SERVICE TROLLEYS

- Solid wood frame
- Plywood shelves with edges and handles in solid wood
- Sliding plate support
- Swivel castors, ø 12.5 cm



Art. 6100



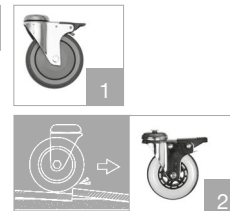
Art. 6100W



Plate support, standard

Article	Finish	Shelves	Max dim. cm
6100	Walnut	2	107x55x82 h
6100W	Wengé		
6102	Walnut	3	
6102W	Wengé		

Optional	Description	Suitable for
F	1 Set with 2 braked castors	All articles
E	2 Set with 4 resilient castors, 2 with brake	



Art. 6100B
Set for appetizers, MDF well, semi-cylindrical dome, with 6.5 cm-deep 5x1/6 + 5x1/3 GN containers



Art. 6100GW
Set for cold appetizers, sweets and cheese, MDF well with inner part coated in stainless steel with semi-cylindrical dome, grid and housing for eutectic plates for refrigeration (Art. 6100H)



Art. 6100H
Set of 16 eutectic plates suitable for Art. 6100G

Article	Description	Finish	Max dim. cm
6100B	Set for appetizers - dome and containers	Walnut	93x53x35 h
6100BW		Wengé	
6100G	Set for cold appetizers	Walnut	93x53x35 h
6100GW		Wengé	
6100H	Set with 16 eutectic plates	-	-

MODERN-STYLE WOODEN SERVICE TROLLEYS - 70x45 cm SHELVES

- Square section solid wood legs
- Melamine-faced shelves
- Sliding plate support (depending on the model)
- Swivel castors, ø 9.5 cm, 2 with brake

Granite Grey

Magnolia White

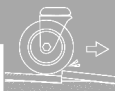
Zonda Grey



Art. 6830G



Art. 6832M

Article	Lacquer finish	Sliding plate support	Max dim. cm
6830G	Granite Grey	-	70x45x84 h
6830M	Magnolia White		
6830Z	Zonda Grey		
6832G	Granite Grey	Yes	
6832M	Magnolia White		
6832Z	Zonda Grey		
Optional	Description	Suitable for	
E	1 Set with 4 resilient castors, 2 with brake	All articles	 

MODERN-STYLE WOODEN SERVICE TROLLEYS - 100x45 cm SHELVES

- Square section solid wood legs
- Melamine-faced shelves
- Sliding plate support (depending on the model)
- Swivel castors, ø 9.5 cm, 2 with brake

Granite Grey

Magnolia White

Zonda Grey



Art. 6842Z



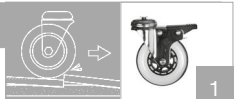
Softclose closing for items with plate support



Art. 6840G

Article	Lacquer finish	Sliding plate support	Max dim. cm
6840G	Granite Grey	-	100x45x84 h
6840M	Magnolia White		
6840Z	Zonda Grey		
6842G	Granite Grey	Yes	
6842M	Magnolia White		
6842Z	Zonda Grey		

Optional	Description	Suitable for
E	1 Set with 4 resilient castors, 2 with brake	All articles



MODERN-STYLE WOODEN SERVICE TROLLEYS - 100x56 cm SHELVES

- Square section solid wood legs
- Melamine-faced shelves
- Sliding plate support (depending on the model)
- Top shelf with plexiglass semi-cylindrical dome opening on both sides (depending on the model)
- Swivel castors, ø 9.5 cm, 2 with brake

Granite Grey

Magnolia

Zonda Grey



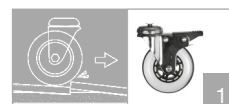
Art. 6854G



Art. 6850Z

Article	Lacquer finish	Sliding plate support	Dome	Max dim. cm	
6850G	Granite Grey	-	-	100x56x84 h	
6850M	Magnolia				
6850Z	Zonda Grey				
6852G	Granite Grey	Yes	-		100x56x110 h
6852M	Magnolia				
6852Z	Zonda Grey				
6854G	Granite Grey	Yes	Yes		
6854M	Magnolia				
6854Z	Zonda Grey				

Optional	Description	Suitable for
E	1 Set with 4 resilient castors, 2 with brake	All articles



- Mahogany stained wooden service trolley
- Veneered birch structure and shelves
- Solid mahogany wooden legs and frame
- Upper chrome-plated steel rail
- Double pushing handle
- Sliding cutlery drawer with compartments
- Wooden glass holder rack
- Swivel castors Ø 12.5 cm, 2 with brake

Mahogany



Wooden rack detail



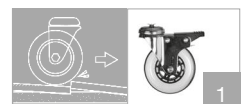
Cutlery drawer detail



Art. 6103

Article	Finish	Shelves	Max dim. cm
6103	Mahogany	2	120x55x91 h

Optional	Description
E	1 Set with 4 resilient castors, 2 with brake



LIQUEUR TROLLEYS

- Solid wood frame
- Round plywood shelves
- Folding glass support
- Swivel castors, ø 8 cm

Walnut

Wengé

40 kg




Art. 6310W

Article	Finish	Shelves	Max dim. cm
6310	Walnut	3	ø 59x80 h
6310W	Wengé		



FLAMBÉ TROLLEYS

- Melamine-faced frame and panels
- Stainless steel hob with flame failure safety device compliant with EC standards
- Side condiment folding shelf
- Chrome-plated steel bottle holder
- Cutlery drawer
- LPG cylinder housing door
- Swivel castors ø 12.5 cm, 2 with brake



Note: LPG cylinder and gas pressure regulator not included



Article	Finish	Gas burners	Max dim.cm (open)	Max dim. cm (closed)
1160S	Oak	Single	123x50x87 h	95x50x87 h
1160SW	Wengé			
1160D	Oak	Double		
1160DW	Wengé			
1160	Oak	Twin		
1160W	Wengé			

Accessories	Description	Suitable for
A80	1 Gas pressure regulator (LPG 30 mbar), single, c/w fittings	1160S - 1160SW -1160 -1160W
A82	2 Gas pressure regulator (LPG 30 mbar), double, c/w fittings	1160D - 1160DW
A81	1 Gas pressure regulator (LPG 50 mbar), single, c/w fittings	1160S - 1160SW -1160 -1160W
A83	2 Gas pressure regulator (LPG 50 mbar), double, c/w fittings	1160D - 1160DW


HIGH DOUBLE WAITER'S STATIONS

- Melamine-faced frame and panels
- 2 Upper shelves
- Cutlery drawers on runners, with dividers
- Each compartment has a inner adjustable shelf
- Castors, ø 5 cm

Oak



Wengé



Matt lacquering.

RAL Please indicate the RAL code of the chosen colour.



Art. 1600



Cutlery drawer

Article	Finish	Description	Internal adjustable shelves	Max dim. cm
1600	Oak	2 Doors	2	94x48x145 h
1600W	Wengé			
1600RAL	RAL			
1605	Oak	2 Large flap-opening compartments	-	
1605W	Wengé			
1605RAL	RAL			
1606	Oak	1 Door + 1 flap-opening compartment	1	
1606W	Wengé			
1606RAL	RAL			
1607	Oak	1 Door + 1 open unit	2	
1607W	Wengé			
1607RAL	RAL			

HIGH DOUBLE WAITER'S STATIONS

- Melamine-faced frame and panels
- 2 Upper shelves
- Open cutlery drawers on runners, with dividers
- Each compartment has a inner adjustable shelf
- Castors, ø 5 cm

Oak



Wengé



Matt
lacquering.
RAL Please indicate
the RAL code
of the chosen
colour.



Art. 1606FW



Open cutlery drawer

Article	Finish	Description	Internal adjustable shelves	Max dim. cm
1600F	Oak	2 Doors	2	94x48x145 h
1600FW	Wengé			
1600FRAL	RAL			
1605F	Oak	2 Large flap-opening compartments	-	
1605FW	Wengé			
1605FRAL	RAL			
1606F	Oak	1 Door + 1 flap-opening compartment	1	
1606FW	Wengé			
1606FRAL	RAL			
1607F	Oak	1 Door + 1 open unit	2	
1607FW	Wengé			
1607FRAL	RAL			


HIGH SINGLE WAITER'S STATIONS

- Melamine-faced frame and panels
- 2 Upper shelves
- Cutlery drawer on runners, with dividers
- Compartment with inner adjustable shelf
- Castors, ø 5 cm

Oak



Wengé



Matt lacquering.
RAL Please indicate the RAL code of the chosen colour.



Art. 1610



Cutlery drawer

Article	Finish	Description	Internal adjustable shelf	Max dim. cm
1610	Oak	1 Door	1	48x48x145 h
1610W	Wengé			
1610RAL	RAL			
1615	Oak	1 flap-opening compartment	-	
1615W	Wengé			
1615RAL	RAL			
1616	Oak	1 Open unit	1	
1616W	Wengé			
1616RAL	RAL			

- Melamine-faced frame and panels
- 2 Upper shelves
- Open cutlery drawers on runners, with dividers
- Compartment with inner adjustable shelf
- Castors, ø 5 cm



Matt lacquering.
RAL Please indicate the RAL code of the chosen colour.



Art. 1616FW



Open cutlery drawer

Article	Finish	Description	Internal adjustable shelf	Max dim. cm
1610F	Oak	1 Door	1	48x48x145 h
1610FW	Wengé			
1610FRAL	RAL			
1615F	Oak	1 flap-opening compartment	-	
1615FW	Wengé			
1615FRAL	RAL			
1616F	Oak	1 Open unit	1	
1616FW	Wengé			
1616FRAL	RAL			

LOW DOUBLE WAITER'S STATIONS

- Melamine-faced frame and panels
- Cutlery drawers on runners, with dividers
- Each compartment has a inner adjustable shelf
- Castors, ø 5 cm

Oak



Wengé



Matt lacquering.
RAL Please indicate the RAL code of the chosen colour.




Art. 1620



Cutlery drawer

Article	Finish	Description	Internal adjustable shelves	Max dim. cm
1620	Oak	2 Doors	2	94x48x98 h
1620W	Wengé			
1620RAL	RAL			
1625	Oak	2 Large flap-opening compartments	-	
1625W	Wengé			
1625RAL	RAL			
1626	Oak	1 Door + 1 flap-opening compartment	1	
1626W	Wengé			
1626RAL	RAL			
1627	Oak	1 Door + 1 open unit	2	
1627W	Wengé			
1627RAL	RAL			

- Melamine-faced frame and panels
- Open cutlery drawers on runners, with dividers
- Each compartment has a inner adjustable shelf
- Castors, ø 5 cm



Matt lacquering.
RAL Please indicate the RAL code of the chosen colour.



Art. 1627FW



Open cutlery drawer

Article	Finish	Description	Internal adjustable shelves	Max dim. cm
1620F	Oak	2 Doors	2	94x48x98 h
1620FW	Wengé			
1620FRAL	RAL			
1625F	Oak	2 Large flap-opening compartments	-	
1625FW	Wengé			
1625FRAL	RAL			
1626F	Oak	1 Door + 1 flap-opening compartment	1	
1626FW	Wengé			
1626FRAL	RAL			
1627F	Oak	1 Door + 1 open unit	2	
1627FW	Wengé			
1627FRAL	RAL			

STAINLESS STEEL SERVICE TROLLEYS - MELAMINE-FACED SHELVES

- Stainless steel 2x2 cm square tube frame, brushed finish
- Melamine-faced shelves with brushed stainless steel tubular edges
- Grey rubber ring buffers
- Swivel castors, ø 12.5 cm



Oak



Tobacco oak



Art. 4690.2T



Art. 4690.3

Article	Finish	Shelves	Shelf dim. cm	Max dim. cm
4650.2	Oak	2	50x45	61x52x95 h
4650.2T	Tobacco oak			
4650.3	Oak	3	50x45	61x52x103 h
4650.3T	Tobacco oak			
4650.4	Oak	4	50x45	61x52x137 h
4650.4T	Tobacco oak			
4670.2	Oak	2	70x45	81x52x95 h
4670.2T	Tobacco oak			
4670.3	Oak	3	70x45	81x52x103 h
4670.3T	Tobacco oak			
4670.4	Oak	4	70x45	81x52x137 h
4670.4T	Tobacco oak			
4690.2	Oak	2	90x45	101x52x95 h
4690.2T	Tobacco oak			
4690.3	Oak	3	90x45	101x52x103 h
4690.3T	Tobacco oak			
4690.4	Oak	4	90x45	101x52x137 h
4690.4T	Tobacco oak			

Optional	Description	Suitable for
F	1 Set with 2 braked castors	All articles
E	2 Set with 4 resilient castors, 2 with brake	
Accessories	Description	Suitable for
AB02	3 PVC waste bin, 33x16x51 h cm	All articles
AB01	4 PVC waste bin, 35x19x18 h cm	



- AISI 304 stainless steel 2.5x2.5 cm square tube frame, brushed finish
- Upper shelf for up to 3x20 cm-deep GN 1/1 pans (not included)
- Lower removable stainless steel shelves
- Grey rubber ring buffers
- Swivel castors, ø 12.5 cm



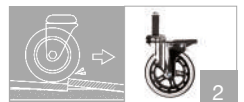
Optional Gastronorms: see pp. 122-123



Art. 1550F + pans

Article	Shelves	Shelf dim. cm	Max dim. cm
1550	1	100x50	112x62x94 h
1552	2		112x62x112 h

Optional	Description	Suitable for
F	1 Set with 2 braked castors	All articles
E	2 Set with 4 resilient castors, 2 with brake	



STAINLESS STEEL CLEARING TROLLEYS

- AISI 304 stainless steel 2.5x2.5 cm square tube frame with stainless steel sheet side panels welded throughout the length, brushed finish
- Stainless steel sheet lower shelf with raised edge
- Grey rubber ring buffers
- Swivel castors, ø 12.5 cm



Optional Gastronorms: see pp. 122-123



Art. 1515V-F



Watertight well detail (1515V)



Detail for structure without bottom (1515S)



Art. 1515-F

Article	Description	Max H pans cm	Shelf dim. cm	Max dim. cm
1515S	Holding structure without bottom for 3x1/1 GN pans (not included)	20	105x51	117x63x94 h
1515	Structure without bottom + pans 1x2/1 GN + 2x1/2 GN (included)			
1515V	Watertight well + tap			

Optional	Description	Suitable for
F	1 Set with 2 braked castors	All articles
E	2 Set with 4 resilient castors, 2 with brake	
Accessories	Description	Suitable for
AB02	3 PVC waste bin, 33x16x51 h cm	All articles
AB01	4 PVC waste bin, 35x19x18 h cm	

STAINLESS STEEL SERVICE TROLLEYS - REMOVABLE SHELVES

- AISI 304 stainless steel 2x2 cm square tube frame, brushed finish
- Stainless steel 1.5 or 6.5 cm-deep tray shelves (depending on the model) with 90° no-sharp edges
- Grey rubber ring buffers
- Swivel castors, ø 12.5 cm



Art. 1516



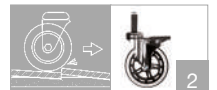
Removable shelf detail



Art. 1526

Article	Shelves	Shelf depth cm	Shelf dim. cm	Max dim. cm
1516	2	1,5	47x44	58x51x91 h
1517	3			58x51x110 h
1520	2		75x44	86x51x91 h
1521	3			86x51x110 h
1522	4			86x51x126 h
1523	2		87x44	98x51x91 h
1524	3			98x51x110 h
1525	4			98x51x126 h
1526	2	87x44		98x51x91 h
1527	3		98x51x110 h	

Optional	Description	Suitable for
F	1 Set with 2 braked castors	All articles
E	2 Set with 4 resilient castors, 2 with brake	
Accessories	Description	Suitable for
AB02	3 PVC waste bin, 33x16x51 h cm	All articles
AB01	4 PVC waste bin, 35x19x18 h cm	



AISI 304 STAINLESS STEEL SERVICE TROLLEYS - REMOVABLE SHELVES

- AISI 304 stainless steel trolleys, brushed finish
- Round tube frame ø 2.5 cm
- Removable soundproof tray-shaped shelves, with no sharp edges
- Grey rubber ring buffers
- Swivel castors, ø 12.5 cm, 2 with brake







Removable shelf detail



Art. 14208EST

Article	Shelves	Shelf dim. cm	Capacity Kg	Max dim. cm
14208EST	2	70x50	120	98x62x94 h
14308EST	3			
14210EST	2	90x50		118x62x94 h
14310EST	3			

Optional	Description	Suitable for
E	1 Set with 4 resilient castors, 2 with brake	All articles   1
Accessories	Description	Suitable for
AB02	2 PVC waste bin, 33x16x51 h cm	All articles  2  3
AB01	3 PVC waste bin, 35x19x18 h cm	

- L-shaped stainless steel sheet frame, brushed finish
- Stainless steel 4 cm-deep tray shelves with 90° no-sharp edges, bolted to the frame
- Pushing handle
- Swivel castors, ø 9.5 cm



Art. 1545



Art. 1548

Article	Shelf dim. cm	Dim. piani cm	Max dim. cm
1545	2	80x45	89x48x85 h
1546	3		
1547	2	90x50	99x53x85 h
1548	3		

Optional	Description	Suitable for
F	1 Set with 2 braked castors	All articles
E	2 Set with 4 resilient castors, 2 with brake	
Accessories	Description	Suitable for
AB02	3 PVC waste bin, 33x16x51 h cm	All articles
AB01	4 PVC waste bin, 35x19x18 h cm	



STAINLESS STEEL SERVICE TROLLEYS WITH PRESSED SHELVES

- AISI 201 stainless steel trolleys
- Round tube frame ø 2.5 cm
- Tray shaped stainless steel pressed shelves bolted to the frame, sound-proof and with no sharp edges, brushed finish
- Grey rubber buffers
- Swivel castors ø 10 cm, 2 with brake
- MADE IN PRC



Art. 2P100-50



Art. 3P100-50

Article		Shelves	Shelf dim. cm	Max dim. cm	
2P80-50		2	80x50	89x59x94 h	
3P80-50		3			
2P100-50		2	100x50	109x59x94 h	
3P100-50		3			
2P100-60		2	100x60	109x69x94 h	
3P100-60		3			
Accessories		Description	Suitable for		
AB01	1	PVC waste bin, 35x19x18 h cm	All articles	1	2
AB02	2	PVC waste bin, 33x16x51 h cm			

AISI 304 STAINLESS STEEL SERVICE TROLLEYS WITH BOLTED PRESSED SHELVES

- AISI 304 stainless steel trolleys, brushed finish
- Round tube frame \varnothing 2.5 cm
- Tray shaped stainless steel pressed shelves bolted to the frame, sound-proof and with no sharp edges
- Grey rubber ring buffers
- Swivel castors, \varnothing 12.5 cm



Waste hole detail

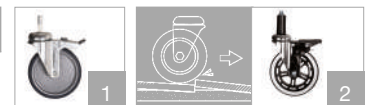


Art. 1400

Article	Shelves	Shelf dim. cm	Max dim. cm
1400C	2	80x50	89x59x95 h
1405C	3		89x59x95 h
1410C	4		89x59x126 h
1400C5	5		89x59x160 h
1400	2	100x50	109x59x95 h
1405	3		109x59x95 h
1410	4		109x59x126 h
14005	5		109x59x160 h
1402	2	100x60	109x69x95 h
1407	3		109x69x95 h
1412	4		109x69x126 h
14025	5		109x69x160 h
14032	2	120x60	129x69x95 h
14033	3		129x69x95 h
14034	4		129x69x126 h

Optional	Description	Suitable for
F	1 Set with 2 braked castors	All articles
E	2 Set with 4 resilient castors, 2 with brake	
FO	3 1 waste hole (recommended for items with 2/3 shelves)	

Accessories	Description	Suitable for
AB01	4 PVC waste bin, 35x19x18 h cm	All articles
AB02	5 PVC waste bin, 33x16x51 h cm	



AISI 304 STAINLESS STEEL SERVICE TROLLEYS WITH WELDED PRESSED SHELVES

- AISI 304 stainless steel trolleys, brushed finish
- Round tube frame ø 2.5 cm
- Tray shaped stainless steel pressed shelves welded to the frame, sound-proof and with no sharp edges
- Grey rubber ring buffers
- Swivel castors, ø 12.5 cm



Art. 1405S



Welded shelf detail



Waste hole detail

Article	Shelves	Shelf dim. cm	Max dim. cm
1400CS	2	80x50	89x59x95 h
1405CS	3		
1410CS	4		
1400S	2	100x50	109x59x95 h
1405S	3		
1410S	4		
1402S	2	100x60	109x69x95 h
1407S	3		
1412S	4		
14032S	2	120x60	129x69x95 h
14033S	3		
14034S	4		

Optional	Description	Suitable for
F	1 Set with 2 braked castors	All articles
E	2 Set with 4 resilient castors, 2 with brake	
FO	3 1 waste hole (recommended for items with 2/3 shelves)	

Accessories	Description	Suitable for
AB01	4 PVC waste bin, 35x19x18 h cm	All articles
AB02	5 PVC waste bin, 33x16x51 h cm	



STAINLESS STEEL HEAVY-DUTY TROLLEYS

- AISI 304 stainless steel trolleys, brushed finish
- Round tube closed frame ø 2.5 cm
- Tray shaped stainless steel pressed shelves welded to the frame, sound-proof and with no sharp edges
- Grey rubber ring buffers
- Swivel castors ø 12.5 cm, 2 with brake



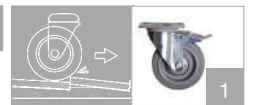
Waste hole detail



Art. 1402P

Article	Shelves	Shelf dim. cm	Max dim. cm
1400CP	2	80x50	89x59x95 h
1405CP	3		
1400P	2	100x50	109x59x95 h
1405P	3		
1402P	2	100x60	109x69x95 h
1407P	3		
1403P2	2	120x60	129x69x95 h
1403P3	3		

Optional	Description	Suitable for
E	1 Set with 4 resilient castors, 2 with brake	All articles
FO	2 1 waste hole	



Accessories	Description	Suitable for
AB01	3 PVC waste bin, 35x19x18 h cm	All articles
AB02	4 PVC waste bin, 33x16x51 h cm	



STAINLESS STEEL HEAVY-DUTY TROLLEYS

- AISI 304 stainless steel trolleys, brushed finish
- Stainless steel 2.5x2.5 cm square tube frame
- Steel sheet pressed flat shelves (PL range) or deep tray shelves (PV range), welded to the frame
- Grey rubber ring buffers
- Swivel castors with plate support, ø 12.5 cm, 2 with brake



Art. 1560-2PV

Article	Shelves	Shelf dim. cm	Max dim. cm
1560-2PL	2 Flat	100x58	108x61x93 h
1560-3PL	3 Flat		
1560-2PV	2 Deep tray		
1560-3PV	3 Deep tray		

Accessories	Description	Suitable for
AB02	2 PVC waste bin, 33x16x51 h cm	All articles
AB01	3 PVC waste bin, 35x19x18 h cm	



STAINLESS STEEL HEAVY-DUTY TROLLEYS

- AISI 304 stainless steel trolleys, brushed finish
- Stainless steel 2.5x2.5 cm square tube frame
- Steel sheet pressed flat shelves (PL range) or deep tray shelves (PV range) with reinforcing bar, welded to the frame
- Rubber corner bumpers
- Swivel castors with support plate and roller bearings, ø 16 cm, 2 with brake



Art. 1570-2PV

Article	Shelves	Shelf dim. cm	Max dim. cm
1570-2PL	2 Flat	100x58	108x61x96 h
1570-3PL	3 Flat		
1570-2PV	2 Deep tray		
1570-3PV	3 Deep tray		








Accessories		Description	Suitable for
AB02	1	PVC waste bin, 33x16x51 h cm	All articles
AB01	2	PVC waste bin, 35x19x18 h cm	







Display cases
Display trolleys
Buffets and drop-in units

	HEATED DISPLAY CASES _____	40
	REFRIGERATED DISPLAY CASES _____	41
	REFRIGERATED TROLLEYS _____	42
	REFRIGERATED SELF-SERVICE BUFFET TROLLEYS _____	46
	HEATED SELF-SERVICE BUFFET TROLLEYS _____	50
	MIXED HOT/COLD SELF-SERVICE BUFFET TROLLEYS _____	56
	DROP-IN UNITS _____	62

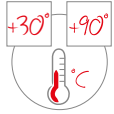
HEATED DISPLAY CASES

- Fully stainless steel sheet construction, insulated with injected high density expanded polyurethane
- 180° opening tempered glass doors on 2 sides with no sharp edges and removable PVC door seals for easy cleaning
- Snap-closing hinges
- Stainless steel tube side pushing handles with PVC brackets
- Ventilated heating, power 2000W
- Control panel with digital thermostat-thermometer and ON/OFF switch with warning light

- Mains supply: 230V, 50Hz (60 Hz upon request), single-phase
- 3-mt long coiled power cable
- Swivel castors \varnothing 12.5 cm, 2 with brake

INTERNAL OPTIONS:

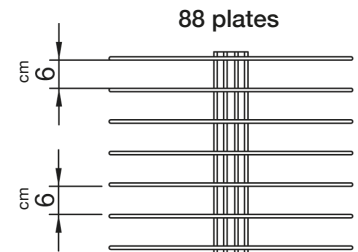
- Rack with 27 grills spaced 4 cm for 65x65 cm grills (standard model supplied with 15 grills spaced 8 cm)
- OR:
- Plate holder (88 plates capacity)



Art. 3360GS



Art. 3360PS-88



Article	Supports	Power	Max dim. cm
3360GS	15 Grills	2000W	83x77x190 h

Optional	Description
A0054	65x65 cm Grill

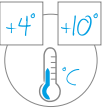
Article	Plate \varnothing cm	Supports	Plate N.	Power	Max dim. cm
3360PS-88	18÷24	Column	88	200W	88x77x190 h
3361PS-88	24÷31		88		

- Fully stainless steel sheet construction, insulated with injected high density expanded polyurethane
- Stainless steel watertight deep base with drain hole
- 180° opening tempered glass doors on 2 sides with no sharp edges and removable PVC door seals for easy cleaning
- Snap-closing hinges
- Stainless steel tube side pushing handles with PVC brackets
- Control panel with digital thermostat-thermometer and ON/OFF switch with warning light
- Mains supply: 230V, 50 Hz (60 Hz upon request), single-phase

- Static refrigeration +4°C +10°C
- 3-mt long coiled power cable
- Swivel castors ø 12.5 cm, 2 with brake

INTERNAL OPTIONS:

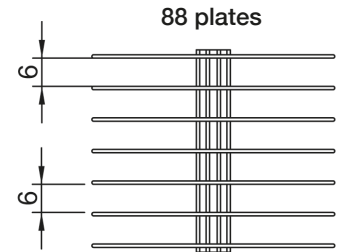
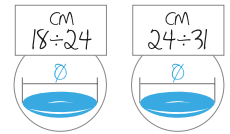
- Rack with 27 grills spaced 4 cm for 65x65 cm grills (standard model supplied with 15 grills spaced 8 cm)
- OR:
- Plate holder (88 plates capacity)



Art. 3370GS



Art. 3370PS-88



88 plates

Article	Supports	Power	Max dim. cm
3370GS	15 Grills	1200W	83x77x190 h

Optional	Description
A0055	65x65 cm Grill


Article	Plate Ø cm	Supports	Plate N.	Power	Max dim. cm
3370PS-88	18÷24	Column	88	1200W	88x77x190 h
3371PS-88	24÷31		88		

REFRIGERATED TROLLEYS FOR SWEETS AND CHEESE

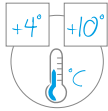
- Solid wood frame with plywood panels and shelf
- Front opening plexiglass dome
- Glass shelf
- Static refrigeration +4°C +10°C
- Back panel and perforated false bottom
- Condensation drain at the base of the well (drain tap available on request)

- 3-Compartment cutlery drawer and sliding plate support
- Control panel with digital thermostat-thermometer and ON/OFF switch with warning light
- Mains supply: 230V, 50 Hz (60 Hz upon request), single-phase
- Swivel castors, ø 10 cm

Cherry wood



Wengé



Art. 6670-18W

Cutlery drawer

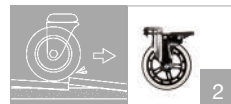


Sliding plate support



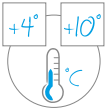
Article	Finish	Power	Max. dim. cm
6670-18	Cherry wood	130W	108x61x112 h
6670-18W	Wengé		108x61x112 h

Optional	Description	Suitable for
F	1 Set with 2 braked castors	All articles
E	2 Set with 4 resilient castors, 2 with brake	
A156	- Drain tap	
A0039	3 Pushing handle	



- Plexiglass semi-cylindrical dome opening on both sides
- Plywood panels and shelf
- AISI 304 stainless steel legs, brushed finish
- For BLACK finish: structure in water-repellent MDF with transparent coating
- AISI 304 stainless steel 19 cm-deep well for up to 15 cm-deep GN pans (not included)
- Condensation drain hole at the

- base of the well (drain tap available on request) **Note: the drain tap is necessary for fish displaying**
- Control panel with digital thermostat-thermometer and ON/OFF switch with warning light
- Mains supply: 230V, 50 Hz (60 Hz upon request), single-phase
- Static refrigeration +4°C +10°C
- Swivel castors ø 12.5 cm, 2 with brake



RAL Matt lacquering. Please indicate the RAL code of the chosen colour.




Art. 6930.3W + A20(x3)

Optional Gastronorms: see pp. 122-123

Note: when ordering one single front shelf, it is mounted on the opposite side to the operator one, unless otherwise specified.

Article	Finish	GN	Power	Max dim. cm	Optional	Front shelf
6930.2R	Oak	2x1/1	190W	80x68x120 h	A122R	1 drop-down shelf with tray slide
6930.2W	Wengé				A122W	
6930.2N	Black				A122N	
6930.2RAL	RAL				A122RAL	
6930.3R	Oak	3x1/1	350W	113x68x120 h	A123R	1 drop-down shelf with tray slide
6930.3W	Wengé				A123W	
6930.3N	Black				A123N	
6930.3RAL	RAL				A123RAL	
6930.4R	Oak	4x1/1	450W	161x68x120 h	A124R	1 drop-down shelf with tray slide
6930.4W	Wengé				A124W	
6930.4N	Black				A124N	
6930.4RAL	RAL				A124RAL	

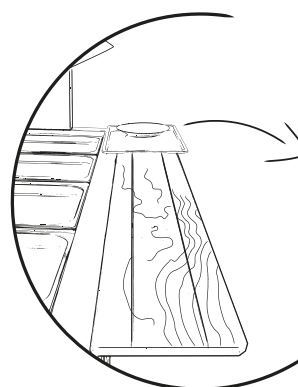

Optional	Description	Suitable for
A156	Drain tap (necessary for fish displaying)	All articles
Accessories	Description	Suitable for
A10	1 1/1 GN Flat	All articles
A20	2 1/1 GN Perforated	
LED	- Well lighting	



SELF-SERVICE BUFFET TROLLEYS OVERVIEW

GENERAL FEATURES

- Stainless overhead gantry
- Fixed plexiglass sneeze guard OR height-adjustable tempered glass sneeze guard
- Plywood panels, shelf (and doors in the cupboard version)
- AISI 304 stainless steel legs, brushed finish
- AISI 304 stainless steel 19 cm-deep well for up to 15 cm-deep GN pans (not included)
- Swivel castors ø 12.5 cm, 2 with brake



SELF-SERVICE BUFFET TROLLEYS OVERVIEW




Cupboard version

Infrared lamps

Swivel castors
ø 12.5 cm
2 with brake

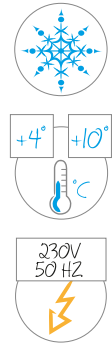
Fixed
sneeze guard



REFRIGERATED SELF-SERVICE BUFFET TROLLEYS - FIXED SNEEZE GUARD - LED LIGHTING

- Stainless steel overhead gantry with led lighting
- Fixed plexiglass sneeze guard
- Plywood panels, shelf (and doors in the cupboard version)
- AISI 304 stainless steel legs, brushed finish
- For BLACK finish: structure in water-repellent MDF with transparent coating
- AISI 304 stainless steel 19 cm-deep well for up to 15 cm-deep GN pans (not included)

- Condensate drain at the base of the well (drain tap available on request)
Note: the drain tap is necessary for fish displaying
- Control panel with digital thermostat-thermometer and ON/OFF switch with warning light
- Mains supply: 230V, 50 Hz (60 Hz upon request), single-phase
- Static refrigeration +4°C +10°C
- 3m long coiled cable, Schuko plug
- Swivel castors ø 12.5 cm, 2 with brake



RAL
Matt lacquering.
Please indicate the RAL code of the chosen colour.



Optional Gastronorms: see pp. 122-123

Art. 6900.4-W + A124W(x2) + A156 + A20(x4)

OPEN LOWER PART VERSION

Article	Finish	Typology	GN	Power	Max dim. cm	Optional	Lateral shelf	Optional	Front shelf
6900.2-R	Oak	OPEN LOWER PART	2x1/1	200W	80x68x144 h	A120R	1 fixed with tray slide	A122R	1 drop-down with tray slide
6900.2-W	Wengé					A120W		A122W	
6900.2-N	Black					A120N		A122N	
6900.2-RAL	RAL					A120RAL		A122RAL	
6900.3-R	Oak	OPEN LOWER PART	3x1/1	360W	113x68x144 h	A120R	1 fixed with tray slide	A123R	1 drop-down with tray slide
6900.3-W	Wengé					A120W		A123W	
6900.3-N	Black					A120N		A123N	
6900.3-RAL	RAL					A120RAL		A123RAL	
6900.4-R	Oak	OPEN LOWER PART	4x1/1	550W	161x68x144 h	A120R	1 fixed with tray slide	A124R	1 drop-down with tray slide
6900.4-W	Wengé					A120W		A124W	
6900.4-N	Black					A120N		A124N	
6900.4-RAL	RAL					A120RAL		A124RAL	
6900.5-R	Oak	OPEN LOWER PART	5x1/1	480W	193x68x144 h	A120R	1 fixed with tray slide	A125R	1 drop-down with tray slide
6900.5-W	Wengé					A120W		A125W	
6900.5-N	Black					A120N		A125N	
6900.5-RAL	RAL					A120RAL		A125RAL	
6900.6-R	Oak	OPEN LOWER PART	6x1/1	690W	226x68x144 h	A120R	1 fixed with tray slide	A126R	1 drop-down with tray slide
6900.6-W	Wengé					A120W		A126W	
6900.6-N	Black					A120N		A126N	
6900.6-RAL	RAL					A120RAL		A126RAL	

Note: when ordering one single front shelf, it is mounted on the opposite side to the operator one, unless otherwise specified.

REFRIGERATED SELF-SERVICE BUFFET TROLLEYS - FIXED SNEEZE GUARD - LED LIGHTING






Art. 6900CPB.4-N + A124N(x2) +A10(x3) + A20(x1)

CUPBOARD VERSION: with back panel, side panels and doors

Note: when ordering one single front shelf, it is mounted on the opposite side to the operator one, unless otherwise specified.

Article	Finish	Typology	GN	Power	Max dim. cm	Optional	Lateral shelf	Optional	Front shelf
6900CPB.2-R	Oak	CUPBOARD	2x1/1	200W	80x68x144 h	A120R	1 fixed with tray slide	A122R	1 drop-down with tray slide
6900CPB.2-W	Wengé					A120W		A122W	
6900CPB.2-N	Black					A120N		A122N	
6900CPB.2-RAL	RAL					A120RAL		A122RAL	
6900CPB.3-R	Oak	CUPBOARD	3x1/1	360W	113x68x144 h	A120R	1 fixed with tray slide	A123R	1 drop-down with tray slide
6900CPB.3-W	Wengé					A120W		A123W	
6900CPB.3-N	Black					A120N		A123N	
6900CPB.3-RAL	RAL					A120RAL		A123RAL	
6900CPB.4-R	Oak	CUPBOARD	4x1/1	550W	161x68x144 h	A120R	1 fixed with tray slide	A124R	1 drop-down with tray slide
6900CPB.4-W	Wengé					A120W		A124W	
6900CPB.4-N	Black					A120N		A124N	
6900CPB.4-RAL	RAL					A120RAL		A124RAL	
6900CPB.5-R	Oak	CUPBOARD	5x1/1	480W	193x68x144 h	A120R	1 fixed with tray slide	A125R	1 drop-down with tray slide
6900CPB.5-W	Wengé					A120W		A125W	
6900CPB.5-N	Black					A120N		A125N	
6900CPB.5-RAL	RAL					A120RAL		A125RAL	
6900CPB.6-R	Oak	CUPBOARD	6x1/1	690W	226x68x144 h	A120R	1 fixed with tray slide	A126R	1 drop-down with tray slide
6900CPB.6-W	Wengé					A120W		A126W	
6900CPB.6-N	Black					A120N		A126N	
6900CPB.6-RAL	RAL					A120RAL		A126RAL	

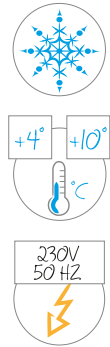
OPTIONAL ITEMS AND ACCESSORIES SUITABLE FOR BOTH VERSIONS

Optional	Description	GN	
A142	Front drop-down stainless steel rodded tray slide	2x1/1	
A143		3x1/1	
A144		4x1/1	
A145		5x1/1	
A146		6x1/1	
Optional	Description	Suitable for	
A156	Drain tap (necessary for fish displaying)	All articles	
Accessories	Description	Suitable for	
A10	1/1 GN Flat	All articles	
A20	1/1 GN Perforated		

REFRIGERATED SELF-SERVICE BUFFET TROLLEYS - ADJUSTABLE SNEEZE GUARD - LED LIGHTING

- Stainless steel overhead gantry with led lighting
- Height-adjustable tempered glass sneeze guard
- Plywood panels, shelf (and doors in the cupboard version)
- AISI 304 stainless steel legs, brushed finish
- For BLACK finish: structure in water-repellent MDF with transparent coating
- AISI 304 stainless steel 19 cm-deep well for up to 15 cm-deep GN pans (not included)

- Condensate drain at the base of the well (drain tap available on request)
Note: the drain tap is necessary for fish displaying
- Control panel with digital thermostat-thermometer and ON/OFF switch with warning light
- Mains supply: 230V, 50 Hz (60 Hz upon request), single-phase
- Static refrigeration +4°C +10°C
- 3m long coiled cable, Schuko plug
- Swivel castors ø 12.5 cm, 2 with brake



Matt lacquering. Please indicate the RAL code of the chosen colour.



Optional Gastronorms see pp. 122-123

Art. 6900.4M-R + A124R(x2) + pans

OPEN LOWER PART VERSION

Article	Finish	Typology	GN	Power	Max dim. cm	Optional	Lateral shelf	Optional	Front shelf
6900.2M-R	Oak	OPEN LOWER PART	2x1/1	200W	80x68x144 h	A120R	1 fixed with tray slide	A122R	1 drop-down with tray slide
6900.2M-W	Wengé					A120W		A122W	
6900.2M-N	Black					A120N		A122N	
6900.2M-RAL	RAL					A120RAL		A122RAL	
6900.3M-R	Oak	OPEN LOWER PART	3x1/1	360W	113x68x144 h	A120R	1 fixed with tray slide	A123R	1 drop-down with tray slide
6900.3M-W	Wengé					A120W		A123W	
6900.3M-N	Black					A120N		A123N	
6900.3M-RAL	RAL					A120RAL		A123RAL	
6900.4M-R	Oak	OPEN LOWER PART	4x1/1	550W	161x68x144 h	A120R	1 fixed with tray slide	A124R	1 drop-down with tray slide
6900.4M-W	Wengé					A120W		A124W	
6900.4M-N	Black					A120N		A124N	
6900.4M-RAL	RAL					A120RAL		A124RAL	
6900.5M-R	Oak	OPEN LOWER PART	5x1/1	480W	193x68x144 h	A120R	1 fixed with tray slide	A125R	1 drop-down with tray slide
6900.5M-W	Wengé					A120W		A125W	
6900.5M-N	Black					A120N		A125N	
6900.5M-RAL	RAL					A120RAL		A125RAL	
6900.6M-R	Oak	OPEN LOWER PART	6x1/1	690W	226x68x144 h	A120R	1 fixed with tray slide	A126R	1 drop-down with tray slide
6900.6M-W	Wengé					A120W		A126W	
6900.6M-N	Black					A120N		A126N	
6900.6M-RAL	RAL					A120RAL		A126RAL	

Note: when ordering one single front shelf, it is mounted on the opposite side to the operator one, unless otherwise specified.





Art. 6900CPB.3M-N + A123N(x2) + A120N(x2) + pans

CUPBOARD VERSION: with back panel, side panels and doors

Note: when ordering one single front shelf, it is mounted on the opposite side to the operator one, unless otherwise specified.


Article	Finish	Typology	GN	Power	Max dim. cm	Optional	Lateral shelf	Optional	Front shelf
6900CPB.2M-R	Oak	CUPBOARD	2x1/1	200W	80x68x144 h	A120R	1 fixed with tray slide	A122R	1 drop-down with tray slide
6900CPB.2M-W	Wengé					A122W			
6900CPB.2M-N	Black					A122N			
6900CPB.2M-RAL	RAL					A122RAL			
6900CPB.3M-R	Oak	CUPBOARD	3x1/1	360W	113x68x144 h	A120R	1 fixed with tray slide	A123R	1 drop-down with tray slide
6900CPB.3M-W	Wengé					A123W			
6900CPB.3M-N	Black					A123N			
6900CPB.3M-RAL	RAL					A123RAL			
6900CPB.4M-R	Oak	CUPBOARD	4x1/1	550W	161x68x144 h	A120R	1 fixed with tray slide	A124R	1 drop-down with tray slide
6900CPB.4M-W	Wengé					A124W			
6900CPB.4M-N	Black					A124N			
6900CPB.4M-RAL	RAL					A124RAL			
6900CPB.5M-R	Oak	CUPBOARD	5x1/1	480W	193x68x144 h	A120R	1 fixed with tray slide	A125R	1 drop-down with tray slide
6900CPB.5M-W	Wengé					A125W			
6900CPB.5M-N	Black					A125N			
6900CPB.5M-RAL	RAL					A125RAL			
6900CPB.6M-R	Oak	CUPBOARD	6x1/1	690W	226x68x144 h	A120R	1 fixed with tray slide	A126R	1 drop-down with tray slide
6900CPB.6M-W	Wengé					A126W			
6900CPB.6M-N	Black					A126N			
6900CPB.6M-RAL	RAL					A126RAL			

OPTIONAL ITEMS AND ACCESSORIES SUITABLE FOR BOTH VERSIONS

Optional	Description	GN	Suitable for
A142	Front drop-down stainless steel rodded tray slide	2x1/1	
A143		3x1/1	
A144		4x1/1	
A145		5x1/1	
A146		6x1/1	
A156	Drain tap (necessary for fish displaying)		All articles
Accessories	Description	Suitable for	
A10	1/1 GN Flat	All articles	
A20	1/1 GN Perforated		

HEATED SELF-SERVICE BUFFET TROLLEYS - FIXED SNEEZE GUARD - LED LIGHTING

- Stainless steel overhead gantry with led lighting
- Fixed plexiglass sneeze guard
- Plywood panels, shelf (and doors in the cupboard version)
- AISI 304 stainless steel legs, brushed finish
- For BLACK finish: structure in water-repellent MDF with transparent coating
- AISI 304 stainless steel 19 cm-deep well for up to 15 cm-deep GN pans (not included)
- Bain-marie drain plug
- Control panel with digital thermostat-thermometer and ON/OFF switch with warning light
- Mains supply: 230V, 50/60 Hz, single-phase
- Bain-marie heating with heating element outside the well
- 3m long coiled cable, Schuko plug. For powers equal to or greater than 3000W, the cable is supplied free without plug. For the plug, see optional item T200
- Swivel castors ø 12.5 cm, 2 with brake



Art. 6910.4-RAL + A124RAL(x2) + pans

Optional Gastronorms: see pp. 122-123

OPEN LOWER PART VERSION

Article	Finish	Typology	GN	Power	Max dim. cm	Optional	Lateral shelf	Optional	Front shelf
6910.2-R	Oak	OPEN LOWER PART	2x1/1	1200W	80x68x144 h	A120R	1 fixed with tray slide	A122R	1 drop-down with tray slide
6910.2-W	Wengé					A120W		A122W	
6910.2-N	Black					A120N		A122N	
6910.2-RAL	RAL					A120RAL		A122RAL	
6910.3-R	Oak	OPEN LOWER PART	3x1/1	1500W	113x68x144 h	A120R	1 fixed with tray slide	A123R	1 drop-down with tray slide
6910.3-W	Wengé					A120W		A123W	
6910.3-N	Black					A120N		A123N	
6910.3-RAL	RAL					A120RAL		A123RAL	
6910.4-R	Oak	OPEN LOWER PART	4x1/1	2400W	161x68x144 h	A120R	1 fixed with tray slide	A124R	1 drop-down with tray slide
6910.4-W	Wengé					A120W		A124W	
6910.4-N	Black					A120N		A124N	
6910.4-RAL	RAL					A120RAL		A124RAL	
6910.5-R	Oak	OPEN LOWER PART	5x1/1	3000W	193x68x144 h	A120R	1 fixed with tray slide	A125R	1 drop-down with tray slide
6910.5-W	Wengé					A120W		A125W	
6910.5-N	Black					A120N		A125N	
6910.5-RAL	RAL					A120RAL		A125RAL	
6910.6-R	Oak	OPEN LOWER PART	6x1/1	3600W	226x68x144 h	A120R	1 fixed with tray slide	A126R	1 drop-down with tray slide
6910.6-W	Wengé					A120W		A126W	
6910.6-N	Black					A120N		A126N	
6910.6-RAL	RAL					A120RAL		A126RAL	

Note: when ordering one single front shelf, it is mounted on the opposite side to the operator one, unless otherwise specified.

HEATED SELF-SERVICE BUFFET TROLLEYS - FIXED SNEEZE GUARD - LED LIGHTING



Art. 6910CPB.4-RAL + A124RAL(x2) + pans



CUPBOARD VERSION: with back panel, side panels and doors


Note: when ordering one single front shelf, it is mounted on the opposite side to the operator one, unless otherwise specified.

Article	Finish	Typology	GN	Power	Max dim. cm	Optional	Lateral shelf	Optional	Front shelf
6910CPB.2-R	Oak	CUPBOARD	2x1/1	1200W	80x68x144 h	A120R	1 fixed with tray slide	A122R	1 drop-down with tray slide
6910CPB.2-W	Wengé					A120W		A122W	
6910CPB.2-N	Black					A120N		A122N	
6910CPB.2-RAL	RAL					A120RAL		A122RAL	
6910CPB.3-R	Oak	CUPBOARD	3x1/1	1500W	113x68x144 h	A120R	1 fixed with tray slide	A123R	1 drop-down with tray slide
6910CPB.3-W	Wengé					A120W		A123W	
6910CPB.3-N	Black					A120N		A123N	
6910CPB.3-RAL	RAL					A120RAL		A123RAL	
6910CPB.4-R	Oak	CUPBOARD	4x1/1	2400W	161x68x144 h	A120R	1 fixed with tray slide	A124R	1 drop-down with tray slide
6910CPB.4-W	Wengé					A120W		A124W	
6910CPB.4-N	Black					A120N		A124N	
6910CPB.4-RAL	RAL					A120RAL		A124RAL	
6910CPB.5-R	Oak	CUPBOARD	5x1/1	3000W	193x68x144 h	A120R	1 fixed with tray slide	A125R	1 drop-down with tray slide
6910CPB.5-W	Wengé					A120W		A125W	
6910CPB.5-N	Black					A120N		A125N	
6910CPB.5-RAL	RAL					A120RAL		A125RAL	
6910CPB.6-R	Oak	CUPBOARD	6x1/1	3600W	226x68x144 h	A120R	1 fixed with tray slide	A126R	1 drop-down with tray slide
6910CPB.6-W	Wengé					A120W		A126W	
6910CPB.6-N	Black					A120N		A126N	
6910CPB.6-RAL	RAL					A120RAL		A126RAL	

OPTIONAL ITEMS AND ACCESSORIES SUITABLE FOR BOTH VERSIONS

Optional	Description	GN	Suitable for
A142	Front drop-down stainless steel rodded tray slide	2x1/1	All articles
A143		3x1/1	
A144		4x1/1	
A145		5x1/1	
A146		6x1/1	
A152	Mains supply 380V		All articles
A154	Water loading from net, drain tap and overflow		
T200	Mobile plug 2P+E-6h/250V - 16 A - IP67 (IEC 309) - for powers up to 3450W		

Accessories	Description	Suitable for
A10	1/1 GN Flat	All articles
A20	1/1 GN Perforated	



HEATED SELF-SERVICE BUFFET TROLLEYS - FIXED SNEEZE GUARD - INFRARED LAMPS

- Stainless steel overhead gantry with upper heating set of infrared lamps
- Fixed plexiglass sneeze guard
- Plywood panels, shelf (and doors in the cupboard version)
- AISI 304 stainless steel legs, brushed finish
- For BLACK finish: structure in water-repellent MDF with transparent coating
- AISI 304 stainless steel 19 cm-deep well for up to 15 cm-deep GN pans (not included)

- Bain-marie drain plug
- Bain-marie heating with heating element outside the well
- Control panel with digital thermostat-thermometer and ON/OFF switch with warning light
- Mains supply: 230V, 50/60 Hz, single-phase
- 3m long coiled cable, Schuko plug. For powers equal to or greater than 3000W, the cable is supplied free without plug. For the plug, see optional item T200
- Swivel castors ø 12.5 cm, 2 with brake


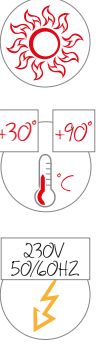
Oak

Wengé

Black

RAL

Matt lacquering. Please indicate the RAL code of the chosen colour.


Optional Gastronorms: see pp. 122-123

Art. 6910.4L-W + A124W(x2) + A20(x2) + pans

OPEN LOWER PART VERSION

Note: when ordering one single front shelf, it is mounted on the opposite side to the operator one, unless otherwise specified.

Article	Finish	Typology	GN	Power	Max dim. cm	Optional	Lateral shelf	Optional	Front shelf
6910.2L-R	Oak	OPEN LOWER PART	2x1/1	1700W	80x68x144 h	A120R	1 fixed with tray slide	A122R	1 drop-down with tray slide
6910.2L-W	Wengé					A120W		A122W	
6910.2L-N	Black					A120N		A122N	
6910.2L-RAL	RAL					A120RAL		A122RAL	
6910.3L-R	Oak	OPEN LOWER PART	3x1/1	2250W	113x68x144 h	A120R	1 fixed with tray slide	A123R	1 drop-down with tray slide
6910.3L-W	Wengé					A120W		A123W	
6910.3L-N	Black					A120N		A123N	
6910.3L-RAL	RAL					A120RAL		A123RAL	
6910.4L-R	Oak	OPEN LOWER PART	4x1/1	3400W	161x68x144 h	A120R	1 fixed with tray slide	A124R	1 drop-down with tray slide
6910.4L-W	Wengé					A120W		A124W	
6910.4L-N	Black					A120N		A124N	
6910.4L-RAL	RAL					A120RAL		A124RAL	
6910.5L-R	Oak	OPEN LOWER PART	5x1/1	4250W	193x68x144 h	A120R	1 fixed with tray slide	A125R	1 drop-down with tray slide
6910.5L-W	Wengé					A120W		A125W	
6910.5L-N	Black					A120N		A125N	
6910.5L-RAL	RAL					A120RAL		A125RAL	
6910.6L-R	Oak	OPEN LOWER PART	6x1/1	5100W	226x68x144 h	A120R	1 fixed with tray slide	A126R	1 drop-down with tray slide
6910.6L-W	Wengé					A120W		A126W	
6910.6L-N	Black					A120N		A126N	
6910.6L-RAL	RAL					A120RAL		A126RAL	

HEATED SELF-SERVICE BUFFET TROLLEYS - FIXED SNEEZE GUARD - INFRARED LAMPS



Art. 6910CPB.4L-W + A124W(x2) + pans



CUPBOARD VERSION: with back panel, side panels and doors

Note: when ordering one single front shelf, it is mounted on the opposite side to the operator one, unless otherwise specified.

Article	Finish	Typology	GN	Power	Max dim. cm	Optional	Lateral shelf	Optional	Front shelf
6910CPB.2L-R	Oak	CUPBOARD	2x1/1	1700W	80x68x144 h	A120R	1 fixed with tray slide	A122R	1 drop-down with tray slide
6910CPB.2L-W	Wengé					A120W		A122W	
6910CPB.2L-N	Black					A120N		A122N	
6910CPB.2L-RAL	RAL					A120RAL		A122RAL	
6910CPB.3L-R	Oak	CUPBOARD	3x1/1	2250W	113x68x144 h	A120R	1 fixed with tray slide	A123R	1 drop-down with tray slide
6910CPB.3L-W	Wengé					A120W		A123W	
6910CPB.3L-N	Black					A120N		A123N	
6910CPB.3L-RAL	RAL					A120RAL		A123RAL	
6910CPB.4L-R	Oak	CUPBOARD	4x1/1	3400W	161x68x144 h	A120R	1 fixed with tray slide	A124R	1 drop-down with tray slide
6910CPB.4L-W	Wengé					A120W		A124W	
6910CPB.4L-N	Black					A120N		A124N	
6910CPB.4L-RAL	RAL					A120RAL		A124RAL	
6910CPB.5L-R	Oak	CUPBOARD	5x1/1	4250W	193x68x144 h	A120R	1 fixed with tray slide	A125R	1 drop-down with tray slide
6910CPB.5L-W	Wengé					A120W		A125W	
6910CPB.5L-N	Black					A120N		A125N	
6910CPB.5L-RAL	RAL					A120RAL		A125RAL	
6910CPB.6L-R	Oak	CUPBOARD	6x1/1	5100W	226x68x144 h	A120R	1 fixed with tray slide	A126R	1 drop-down with tray slide
6910CPB.6L-W	Wengé					A120W		A126W	
6910CPB.6L-N	Black					A120N		A126N	
6910CPB.6L-RAL	RAL					A120RAL		A126RAL	

OPTIONAL ITEMS AND ACCESSORIES SUITABLE FOR BOTH VERSIONS

Optional	Description	GN	Suitable for
A142	Front drop-down stainless steel rodded tray slide	2x1/1	1
A143		3x1/1	
A144		4x1/1	
A145		5x1/1	
A146		6x1/1	
Optional	Description	Suitable for	
LB	White lamps	All articles	1
A152	Mains supply 380V		
A154	Water loading from net, drain tap and overflow		
T200	Mobile plug 2P+E-6h/250V - 16 A - IP67 (IEC 309) - for powers up to 3450W		
Accessories	Description	Suitable for	
A10	1/1 GN Flat	All articles	2
A20	1/1 GN Perforated		

HEATED SELF-SERVICE BUFFET TROLLEYS - ADJUSTABLE SNEEZE GUARD - LED LIGHTING

- Stainless steel overhead gantry with led lighting
- Height-adjustable tempered glass sneeze guard
- Plywood panels, shelf (and doors in the cupboard version)
- AISI 304 stainless steel legs, brushed finish
- For BLACK finish: structure in water-repellent MDF with transparent coating
- AISI 304 stainless steel 19 cm-deep well for up to 15 cm-deep GN pans (not included)
- Bain-marie drain plug
- Bain-marie heating with heating element outside the well
- Control panel with digital thermostat-thermometer and ON/OFF switch with warning light
- Mains supply: 230V, 50/60 Hz, single-phase
- 3m long coiled cable, Schuko plug. For powers equal to or greater than 3000W, the cable is supplied free without plug. For the plug, see optional item T200
- Swivel castors ø 12.5 cm, 2 with brake

Oak

Wengé

Black

RAL

Matt lacquering. Please indicate the RAL code of the chosen colour.




ADJUSTABLE SNEEZE GUARD

Optional Gastronorms: see pp. 122-123

Art. 6910.4M-R + A124R(x2) + pans

OPEN LOWER PART VERSION

Note: when ordering one single front shelf, it is mounted on the opposite side to the operator one, unless otherwise specified.

Article	Finish	Typology	GN	Power	Max dim. cm	Optional	Lateral shelf	Optional	Front shelf
6910.2M-R	Oak	OPEN LOWER PART	2x1/1	1200W	80x68x144 h	A120R	1 fixed with tray slide	A122R	1 drop-down with tray slide
6910.2M-W	Wengé					A120W		A122W	
6910.2M-N	Black					A120N		A122N	
6910.2M-RAL	RAL					A120RAL		A122RAL	
6910.3M-R	Oak	OPEN LOWER PART	3x1/1	1500W	113x68x144 h	A120R	1 fixed with tray slide	A123R	1 drop-down with tray slide
6910.3M-W	Wengé					A120W		A123W	
6910.3M-N	Black					A120N		A123N	
6910.3M-RAL	RAL					A120RAL		A123RAL	
6910.4M-R	Oak	OPEN LOWER PART	4x1/1	2400W	161x68x144 h	A120R	1 fixed with tray slide	A124R	1 drop-down with tray slide
6910.4M-W	Wengé					A120W		A124W	
6910.4M-N	Black					A120N		A124N	
6910.4M-RAL	RAL					A120RAL		A124RAL	
6910.5M-R	Oak	OPEN LOWER PART	5x1/1	3000W	193x68x144 h	A120R	1 fixed with tray slide	A125R	1 drop-down with tray slide
6910.5M-W	Wengé					A120W		A125W	
6910.5M-N	Black					A120N		A125N	
6910.5M-RAL	RAL					A120RAL		A125RAL	
6910.6M-R	Oak	OPEN LOWER PART	6x1/1	3600W	226x68x144 h	A120R	1 fixed with tray slide	A126R	1 drop-down with tray slide
6910.6M-W	Wengé					A120W		A126W	
6910.6M-N	Black					A120N		A126N	
6910.6M-RAL	RAL					A120RAL		A126RAL	






Art. 6910CPB.4M-R + A124R(x2) + pans

CUPBOARD VERSION: with back panel, side panels and doors

Note: when ordering one single front shelf, it is mounted on the opposite side to the operator one, unless otherwise specified.

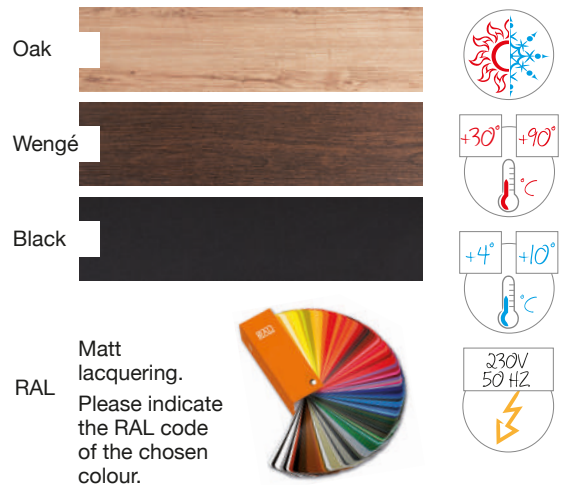
Article	Finish	Typology	GN	Power	Max dim. cm	Optional	Lateral shelf	Optional	Front shelf
6910CPB.2M-R	Oak	CUPBOARD	2x1/1	1200W	80x68x144 h	A120R	1 fixed with tray slide	A122R	1 drop-down with tray slide
6910CPB.2M-W	Wengé					A120W		A122W	
6910CPB.2M-N	Black					A120N		A122N	
6910CPB.2M-RAL	RAL					A120RAL		A122RAL	
6910CPB.3M-R	Oak	CUPBOARD	3x1/1	1500W	113x68x144 h	A120R	1 fixed with tray slide	A123R	1 drop-down with tray slide
6910CPB.3M-W	Wengé					A120W		A123W	
6910CPB.3M-N	Black					A120N		A123N	
6910CPB.3M-RAL	RAL					A120RAL		A123RAL	
6910CPB.4M-R	Oak	CUPBOARD	4x1/1	2400W	161x68x144 h	A120R	1 fixed with tray slide	A124R	1 drop-down with tray slide
6910CPB.4M-W	Wengé					A120W		A124W	
6910CPB.4M-N	Black					A120N		A124N	
6910CPB.4M-RAL	RAL					A120RAL		A124RAL	
6910CPB.5M-R	Oak	CUPBOARD	5x1/1	3000W	193x68x144 h	A120R	1 fixed with tray slide	A125R	1 drop-down with tray slide
6910CPB.5M-W	Wengé					A120W		A125W	
6910CPB.5M-N	Black					A120N		A125N	
6910CPB.5M-RAL	RAL					A120RAL		A125RAL	
6910CPB.6M-R	Oak	CUPBOARD	6x1/1	3600W	226x68x144 h	A120R	1 fixed with tray slide	A126R	1 drop-down with tray slide
6910CPB.6M-W	Wengé					A120W		A126W	
6910CPB.6M-N	Black					A120N		A126N	
6910CPB.6M-RAL	RAL					A120RAL		A126RAL	

OPTIONAL ITEMS AND ACCESSORIES SUITABLE FOR BOTH VERSIONS

Optional	Description	GN	Suitable for
A142	Front drop-down stainless steel rodded tray slide	2x1/1	
A143		3x1/1	
A144		4x1/1	
A145		5x1/1	
A146		6x1/1	
Optional	Description	Suitable for	
A152	Mains supply 380V		All articles
A154	Water loading from net, drain tap and overflow		
T200	Mobile plug 2P+E-6h/250V - 16 A - IP67 (IEC 309) - for powers up to 3450W		
Accessories	Description	Suitable for	
A10	1/1 GN Flat	All articles	
A20	1/1 GN Perforated		

MIXED HOT/COLD SELF-SERVICE BUFFET TROLLEYS - FIXED SNEEZE GUARD - LED LIGHTING

- Stainless steel overhead gantry with led lighting
- Fixed plexiglass sneeze guard
- Plywood panels, shelf (and doors in the cupboard version)
- AISI 304 stainless steel legs, brushed finish
- For BLACK finish: structure in water-repellent MDF with transparent coating
- AISI 304 stainless steel 19 cm-deep well for up to 15 cm-deep GN pans (not included)
- Bain-marie drain tap for the heated part and condensate drip tray inside the compressor compartment for the refrigerated part (with tap available on request)
- Bain-marie heating with heating element outside the well (heated wells)
- Static refrigeration +4°C +10°C (cold wells)
- Control panel with digital thermostat-thermometer and ON/OFF switch with warning light
- Mains supply: 230V, 50 Hz (60 Hz, upon request) single-phase
- 3m long coiled cable, Schuko plug
- Swivel castors ø 12.5 cm, 2 with brake



Art. 6920.6F3-W + A126W(x2) + A20(x6)

Optional Gastronorms: see pp. 122-123

OPEN LOWER PART VERSION

Article	Finish	Typology	GN compartments	Power	Max dim. cm	Optional			
						Optional	Lateral shelf	Optional	Front shelf
6920.4F2-R	Oak	OPEN LOWER PART	2 hot + 2 cold	1400W	161x68x144 h	A120R	1 fixed with tray slide	A124R	1 drop-down with tray slide
6920.4F2-W	Wengé					A120W		A124W	
6920.4F2-N	Black					A120N		A124N	
6920.4F2-RAL	RAL					A120RAL		A124RAL	
6920.5F2-R	Oak	OPEN LOWER PART	3 hot + 2 cold	1700W	193x68x144 h	A120R	1 fixed with tray slide	A125R	1 drop-down with tray slide
6920.5F2-W	Wengé					A120W		A125W	
6920.5F2-N	Black					A120N		A125N	
6920.5F2-RAL	RAL					A120RAL		A125RAL	
6920.5F3-R	Oak	OPEN LOWER PART	2 hot + 3 cold	1560W	193x68x144 h	A120R	1 fixed with tray slide	A125R	1 drop-down with tray slide
6920.5F3-W	Wengé					A120W		A125W	
6920.5F3-N	Black					A120N		A125N	
6920.5F3-RAL	RAL					A120RAL		A125RAL	
6920.6F3-R	Oak	OPEN LOWER PART	3 hot + 3 cold	1860W	226x68x144 h	A120R	1 fixed with tray slide	A126R	1 drop-down with tray slide
6920.6F3-W	Wengé					A120W		A126W	
6920.6F3-N	Black					A120N		A126N	
6920.6F3-RAL	RAL					A120RAL		A126RAL	

Note: when ordering one single front shelf, it is mounted on the opposite side to the operator one, unless otherwise specified.



Art. 6920CPB.6F3-W + A126W(x2) + A20(x6)



CUPBOARD VERSION: with back panel, side panels and doors

Note: when ordering one single front shelf, it is mounted on the opposite side to the operator one, unless otherwise specified.

Article	Finish	Typology	GN compartments	Power	Max dim. cm	Optional	Lateral shelf	Optional	Front shelf
6920CPB.4F2-R	Oak	CUPBOARD	2 hot + 2 cold	1400W	161x68x144 h	A120R	1 fixed with tray slide	A124R	1 drop-down with tray slide
6920CPB.4F2-W	Wengé					A120W		A124W	
6920CPB.4F2-N	Black					A120N		A124N	
6920CPB.4F2-RAL	RAL					A120RAL		A124RAL	
6920CPB.5F2-R	Oak	CUPBOARD	3 hot + 2 cold	1700W	193x68x144 h	A120R	1 fixed with tray slide	A125R	1 drop-down with tray slide
6920CPB.5F2-W	Wengé					A120W		A125W	
6920CPB.5F2-N	Black					A120N		A125N	
6920CPB.5F2-RAL	RAL					A120RAL		A125RAL	
6920CPB.5F3-R	Oak	CUPBOARD	2 hot + 3 cold	1560W	193x68x144 h	A120R	1 fixed with tray slide	A125R	1 drop-down with tray slide
6920CPB.5F3-W	Wengé					A120W		A125W	
6920CPB.5F3-N	Black					A120N		A125N	
6920CPB.5F3-RAL	RAL					A120RAL		A125RAL	
6920CPB.6F3-R	Oak	CUPBOARD	3 hot + 3 cold	1860W	226x68x144 h	A120R	1 fixed with tray slide	A126R	1 drop-down with tray slide
6920CPB.6F3-W	Wengé					A120W		A126W	
6920CPB.6F3-N	Black					A120N		A126N	
6920CPB.6F3-RAL	RAL					A120RAL		A126RAL	

OPTIONAL ITEMS AND ACCESSORIES SUITABLE FOR BOTH VERSIONS

Optional	Description	GN
A144	Front drop-down stainless steel rodded tray slide	4x1/1
A145		5x1/1
A146		6x1/1

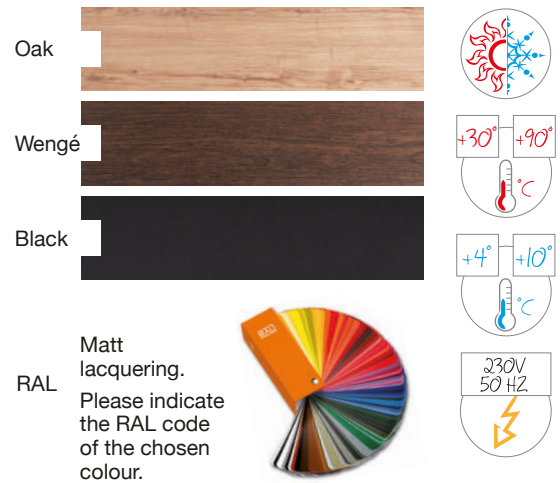
Optional	Description	Suitable for
A156	Drain tap (necessary for fish displaying)	All articles

Accessories	Description	Suitable for
A10	1/1 GN Flat	All articles
A20	1/1 GN Perforated	

MIXED HOT/COLD SELF-SERVICE BUFFET TROLLEYS - ADJUSTABLE SNEEZE GUARD - LED LIGHTING

- Stainless steel overhead gantry with led lighting
- Height-adjustable tempered glass sneeze guard
- Plywood panels, shelf (and doors in the cupboard version)
- AISI 304 stainless steel legs, brushed finish
- For BLACK finish: structure in water-repellent MDF with transparent coating
- AISI 304 stainless steel 19 cm-deep well for up to 15 cm-deep GN pans (not included)
- Bain-marie drain tap for the heated part and condensate drip tray inside the compressor compartment for the

- refrigerated part (with tap available on request)
- Bain-marie heating with heating element outside the well (heated wells)
- Static refrigeration +4°C +10°C (cold wells)
- Control panel with digital thermostat-thermometer and ON/OFF switch with warning light
- Mains supply: 230V, 50 Hz (60 Hz upon request), single-phase
- 3m long coiled cable, Schuko plug
- Swivel castors ø 12.5 cm, 2 with brake



Art. 6920.6F3M-W + A126W(x2) + pans

Optional Gastronorms: see pp. 122-123

OPEN LOWER PART VERSION

Article	Finish	Typology	GN compartments	Power	Max dim. cm
6920.4F2M-R	Oak	OPEN LOWER PART	2 hot + 2 cold	1400W	161x68x144 h
6920.4F2M-W	Wengé				
6920.4F2M-N	Black				
6920.4F2M-RAL	RAL				
6920.5F2M-R	Oak	OPEN LOWER PART	3 hot + 2 cold	1700W	193x68x144 h
6920.5F2M-W	Wengé				
6920.5F2M-N	Black				
6920.5F2M-RAL	RAL				
6920.5F3M-R	Oak	OPEN LOWER PART	2 hot + 3 cold	1560W	193x68x144 h
6920.5F3M-W	Wengé				
6920.5F3M-N	Black				
6920.5F3M-RAL	RAL				
6920.6F3M-R	Oak	OPEN LOWER PART	3 hot + 3 cold	1860W	226x68x144 h
6920.6F3M-W	Wengé				
6920.6F3M-N	Black				
6920.6F3M-RAL	RAL				

Note: when ordering one single front shelf, it is mounted on the opposite side to the operator one, unless otherwise specified.

Optional	Lateral shelf	Optional	Front shelf
A120R	1 fixed with tray slide	A124R	1 drop-down with tray slide
A120W		A124W	
A120N		A124N	
A120RAL		A124RAL	
A120R	1 fixed with tray slide	A125R	1 drop-down with tray slide
A120W		A125W	
A120N		A125N	
A120RAL		A125RAL	
A120R	1 fixed with tray slide	A125R	1 drop-down with tray slide
A120W		A125W	
A120N		A125N	
A120RAL		A125RAL	
A120R	1 fixed with tray slide	A126R	1 drop-down with tray slide
A120W		A126W	
A120N		A126N	
A120RAL		A126RAL	



Art. 6920CPB.6F3M-W + A126W(x2) + pans




CUPBOARD VERSION: with back panel, side panels and doors

Note: when ordering one single front shelf, it is mounted on the opposite side to the operator one, unless otherwise specified.

Article	Finish	Typology	GN compartments	Power	Max dim. cm	Optional	Lateral shelf	Optional	Front shelf
6920CPB.4F2M-R	Oak	CUPBOARD	2 hot + 2 cold	1400W	161x68x144 h	A120R	1 fixed with tray slide	A124R	1 drop-down with tray slide
6920CPB.4F2M-W	Wengé					A120W		A124W	
6920CPB.4F2M-N	Black					A120N		A124N	
6920CPB.4F2M-RAL	RAL					A120RAL		A124RAL	
6920CPB.5F2M-R	Oak	CUPBOARD	3 hot + 2 cold	1700W	193x68x144 h	A120R	1 fixed with tray slide	A125R	1 drop-down with tray slide
6920CPB.5F2M-W	Wengé					A120W		A125W	
6920CPB.5F2M-N	Black					A120N		A125N	
6920CPB.5F2M-RAL	RAL					A120RAL		A125RAL	
6920CPB.5F3M-R	Oak	CUPBOARD	2 hot + 3 cold	1560W	193x68x144 h	A120R	1 fixed with tray slide	A125R	1 drop-down with tray slide
6920CPB.5F3M-W	Wengé					A120W		A125W	
6920CPB.5F3M-N	Black					A120N		A125N	
6920CPB.5F3M-RAL	RAL					A120RAL		A125RAL	
6920CPB.6F3M-R	Oak	CUPBOARD	3 hot + 3 cold	1860W	226x68x144 h	A120R	1 fixed with tray slide	A126R	1 drop-down with tray slide
6920CPB.6F3M-W	Wengé					A120W		A126W	
6920CPB.6F3M-N	Black					A120N		A126N	
6920CPB.6F3M-RAL	RAL					A120RAL		A126RAL	



OPTIONAL ITEMS AND ACCESSORIES SUITABLE FOR BOTH VERSIONS

Optional		Description	GN
A144	1	Front drop-down stainless steel rodded tray slide	4x1/1
A145			5x1/1
A146			6x1/1



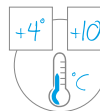
Optional	Description	Suitable for
A156	Drain tap (necessary for fish displaying)	All articles

Accessories		Description	Suitable for
A10	2	1/1 GN Flat	All articles
A20	3	1/1 GN Perforated	

REFRIGERATED DROP-IN WITH SNEEZE GUARD

- AISI 304 stainless steel overhead gantry with fixed plexiglass sneeze guard or height-adjustable in tempered glass, led lighting
- AISI 304 stainless steel 19 cm-deep well for up to 15 cm-deep GN pans (not included)
- Drain at the base of well and condensate drip tray or external drain with tap (optional)
- Control panel with digital thermostat-thermometer and ON/OFF switch with warning light
- Mains supply: 230V, single-phase - 50 Hz (60 Hz upon request)
- Static refrigeration +4°C +10°C
- 3m long spiral cable, Schuko plug



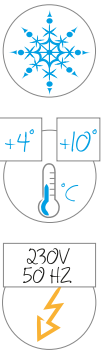
Optional Gastronorms: see pp. 122-123



Article	GN	Sneeze guard	Lighting	Power	Max dim. cm
6980.2	2x1/1	Fixed	Led	200W	80x68x111 h
6980.3	3x1/1			360W	113x68x111 h
6980.4	4x1/1			550W	161x68x111 h
6980.5	5x1/1			480W	193x68x111 h
6980.6	6x1/1			690W	226x68x111 h
6980.2M	2x1/1			Adjustable	Led
6980.3M	3x1/1	360W	113x68x111 h		
6980.4M	4x1/1	550W	161x68x111 h		
6980.5M	5x1/1	480W	193x68x111 h		
6980.6M	6x1/1	690W	226x68x111 h		

Optional		Description	Suitable for
A156	-	Drain tap	All articles
A10	1	1/1 GN flat	
A20	2	1/1 GN perforated	


- AISI 304 stainless steel 19 cm-deep well for up to 15 cm-deep GN pans (not included)
- Drain at the base of well and condensate drip tray or external drain with tap (optional)
- Control panel with digital thermostat-thermometer and ON/OFF switch with warning light
- Mains supply: 230V, single-phase - 50/50 Hz (60 Hz upon request)
- Static refrigeration +4°C +10°C
- 3m long spiral cable, Schuko plug



Optional Gastronorms: see pp. 122-123



Article	GN	Description	Power	Max dim. cm
6980.2B	2x1/1	Well only	190W	80x68x55 h
6980.3B	3x1/1		350W	113x68x55 h
6980.4B	4x1/1		450W	161x68x55 h
6980.5B	5x1/1		460W	193x68x55 h
6980.6B	6x1/1		460W	226x68x55 h

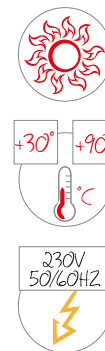


Optional		Description	Suitable for
A156	-	Drain tap	All articles
A10	1	1/1 GN flat	
A20	2	1/1 GN perforated	

HEATED DROP-IN WITH SNEEZE GUARD

- AISI 304 stainless steel overhead gantry, with fixed plexiglass sneeze guard or height-adjustable in tempered glass
- Led lighting or heating set of infrared lamps with red light (white light on request)
- AISI 304 stainless steel 19 cm-deep well for up to 15 cm-deep GN pans (not included)
- Drain at base (optional water loading from net and overflow)
- Bain-marie heating with heating element outside the well

- Control panel with digital thermostat-thermometer and ON/OFF switch with warning light
- Mains supply: 230V, - 50/60 Hz, single-phase (optional 380V three-phase)
- 3m long spiral cable, Schuko plug. For powers equal to or greater than 3000W, the cable is supplied free without plug.





Optional Gastronorms: see pp. 122-123



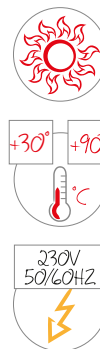
Art. 6990.4 + A20(x4)

Article	GN	Sneeze guard	Lighting	Power	Max dim. cm
6990.2	2x1/1	Fixed	Led	1200W	80x68x78 h
6990.3	3x1/1			1500W	113x68x78 h
6990.4	4x1/1			2400W	161x68x78 h
6990.5	5x1/1			3000W	193x68x78 h
6990.6	6x1/1			3600W	226x68x78 h
6990.2M	2x1/1			Adjustable	Led
6990.3M	3x1/1	1500W	113x68x78 h		
6990.4M	4x1/1	2400W	161x68x78 h		
6990.5M	5x1/1	3000W	193x68x78 h		
6990.6M	6x1/1	3600W	226x68x78 h		
6990.2L	2x1/1	Fixed	Infrared		
6990.3L	3x1/1			2250W	113x68x78 h
6990.4L	4x1/1			3400W	161x68x78 h
6990.5L	5x1/1			4250W	193x68x78 h
6990.6L	6x1/1			5100W	226x68x78 h

Optional		Description	Suitable for
A152	-	Mains supply 380V	All articles
A154	-	Water loading from net, drain tap and overflow	
A10	1	GN 1/1 flat	
A20	2	GN 1/1 perforated	
LB	-	White lamps	6990.2L - 6990.3L - 6990.4L 6990.5L - 6990.6L
T200		Mobile plug 2P+E-6h/250V - 16 A - IP67 (IEC 309) for powers up to 3450W	

- AISI 304 stainless steel well 19 cm deep for GN containers up to 15 cm high (excluded)
- Bain-marie water drain (optional water supply from the mains and overflow)
- Bain-marie heating with heating element outside the well
- Control panel with digital thermostat-thermometer and ON/OFF switch with

- warning light
- Mains supply: 230V, - 50/60 Hz, single-phase (optional 380V three-phase)
- 3m long spiral cable, Schuko plug. For powers equal to or greater than 3000W, the cable is supplied free without plug.


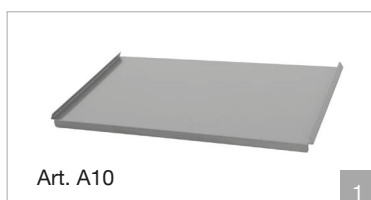



Optional Gastronorms: see pp. 122-123



Art. 6990.4B + A20(x4)

Article	GN	Description	Power	Max dim. cm
6990.2B	2x1/1	Well only	1200W	80x68x22 h
6990.3B	3x1/1		1500W	113x68x22 h
6990.4B	4x1/1		2400W	161x68x22 h
6990.5B	5x1/1		3000W	193x68x22 h
6990.6B	6x1/1		3600W	226x68x22 h













Optional	Image	Description	Suitable for
A152	-	Mains supply 380V	All articles
A154	-	Water loading from net, drain tap and overflow	
A10	1	GN 1/1 flat	
A20	2	GN 1/1 perforated	
T200		Mobile plug 2P+E-6h/250V - 16 A - IP67 (IEC 309) for powers up to 3450W	





Breakfast trolleys
Units for meal distribution
Conveyor belt
Dispensers for glasses, trays, plates and racks
Bain-Marie and Refrigerated trolleys
Heated and refrigerated pan cupboard trolleys

	BREAKFAST TROLLEYS _____	66
	UNITS FOR MEAL DISTRIBUTION _____	68
	CONVEYOR BELT _____	70
	GLASS DISPENSERS AND LOWERATORS _____	72
	TRAY DISPENSERS _____	73
	PLATE DISPENSERS AND LOWERATORS _____	74
	RACK LOWERATORS _____	76
	STAINLESS STEEL BAIN-MARIE TROLLEYS _____	78
	STAINLESS STEEL REFRIGERATED TROLLEYS _____	79
	HEATED AND REFRIGERATED PAN CUPBOARD TROLLEYS _____	80

BREAKFAST TROLLEY for food distribution with 1/1 GN trays

- AISI 304 stainless steel structure, brushed finish
- 2 compartments with 8 pairs of "C"-shaped runners, 8 cm runner-spacing, for 1/1 GN trays and pans
- 270° opening front hinged doors with magnets (to keep the doors open)
- Snap closure handle, optional with lock
- Pushing handles on 2 sides
- Back rail on the top shelf
- Grey rubber all-round bumper
- Non-marking rubber swivel castors, ø cm 12.5, 2 with brake



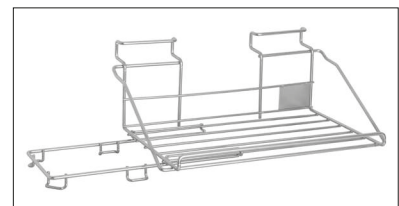
Art. 7450



"C" shaped runners



Drip tray (A050R)



Removable tray shelf (A050M)

Article	Left compartment	Right compartment	Max dim. cm
7450	8 pairs of "C"-shaped runners, 8 cm runner-spacing, for 1/1 GN trays and pans	8 pairs of "C"-shaped runners, 8 cm runner-spacing, for 1/1 GN trays and pans	104x76x99 h
Accessories		Description	
A050M	Removable tray shelf		
A050R	Drip tray to be placed on the upper shelf		
Optional		Description	
MA	Closure handle with lock		

BREAKFAST TROLLEY for multi-service distribution

- AISI 304 stainless steel structure, brushed finish
- Left compartment : 5 pairs of "L"-shaped runners, 12 cm runner-spacing, for 50x50 cm dishwashing racks
- Right compartment : 8 pairs of "C"-shaped runners, 8 cm runner-spacing, for 1/1 GN trays and pans
- 270° opening front hinged doors with magnets (to keep the doors open)
- Snap closure handle, optional with lock
- Pushing handles on 2 sides
- Back rail on the top shelf
- Grey rubber all-round bumper
- Non-marking rubber swivel castors, ø cm 12.5, 2 with brake



Art. 7460

customizable

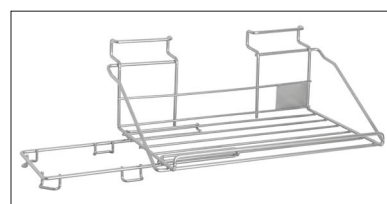
Customizable water-proof
UV-resistant digital print
*Please note: the file containing the
image should be provided by you*
Quotes upon request



Drip tray (A050C)
to be placed at the bottom of the left
compartment



Drip tray (A051R)



Removable tray shelf (A050M)

Article	Left compartment	Right compartment	Max dim. cm
7460	5 pairs of "L"-shaped runners, 12 cm runner-spacing, for 50x50 cm dishwashing racks	8 pairs of "C"-shaped runners, 8 cm runner-spacing, for 1/1 GN trays and pans	125x76x99 h

Accessories	Description
A050C	Stainless steel drip tray to be placed at the bottom of the left compartment
A050M	Removable tray shelf
A051R	Drip tray to be placed on the upper shelf

Optional	Description
MA	Closure handle with lock

BAIN-MARIE, REFRIGERATED AND NEUTRAL GN UNITS FOR MEAL DISTRIBUTION

NEUTRAL

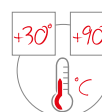
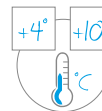
- AISI 304 stainless steel sheet cupboard structure, brushed finish
- Glass sneeze guard with standard or “kid-service” opening (depending on the model)
- Stainless steel rodded tray slide
- Flat shelf
- For “COUNTER” service version without sneeze guard, with tray slide
- Adjustable feet, optional swivel castors, 2 with brake

REFRIGERATED

- AISI 304 stainless steel sheet cupboard structure, brushed finish
- Glass sneeze guard with standard or “kid-service” opening (depending on the model)
- Stainless steel rodded tray slide
- Static refrigeration +4°C +10°C
- AISI 304 stainless steel well for up to 20 cm-deep GN pans (not included)
- Hole at the bottom of the well with tap
- Control panel with digital thermostat-thermometer and ON/OFF switch with warning light
- Mains supply 230V, single-phase, 50Hz (60Hz upon request)
- Shelves and control panel at the base of the trolley on operator side
- Adjustable feet, optional swivel castors, 2 with brake

HEATED

- AISI 304 stainless steel sheet cupboard structure, brushed finish
- Glass sneeze guard with standard or “kid-service” opening (depending on the model)
- Stainless steel rodded tray slide
- AISI 304 stainless steel well for up to 20 cm-deep GN pans (not included)
- Bain-marie heating with heating element outside the well
- Dry heating: details and quotes upon request
- Hole at the bottom of the well with drain tap
- Control panel with digital thermostat-thermometer and ON/OFF switch with warning light
- Mains supply 230V, single-phase, 50/60Hz
- Shelves and control panel at the base of the trolley on operator side
- Adjustable feet, optional swivel castors, 2 with brake



Optional Gastronorms: see pp. 122-123

STANDARD SNEEZE GUARD VERSION

Article	Typology	GN	Power	Max dim. cm
6702N		2x1/1	-	82x94x120 h
6703N		3x1/1		120x94x120 h
6704N		4x1/1		158x94x120 h
6702F		2x1/1	361W	82x94x120 h
6703F		3x1/1	416W	120x94x120 h
6704F		4x1/1	543W	158x94x120 h
6702C		2x1/1	1200W	82x94x120 h
6703C		3x1/1	1500W	120x94x120 h
6704C		4x1/1	2400W	158x94x120 h

“KID-SERVICE” OPENING SNEEZE GUARD VERSION

Article	Typology	GN	Description	Power	Max dim. cm
6702NH		2x1/1	Glass sneeze guard with “kid-service opening”	-	82x94x133 h
6703NH		3x1/1			120x94x133 h
6704NH		4x1/1			158x94x133 h
6702FH		2x1/1	Glass sneeze guard with “kid-service opening”	361W	82x94x133 h
6703FH		3x1/1		416W	120x94x133 h
6704FH		4x1/1		543W	158x94x133 h
6702CH		2x1/1	Glass sneeze guard with “kid-service opening”	1200W	82x94x133 h
6703CH		3x1/1		1500W	120x94x133 h
6704CH		4x1/1		2400W	158x94x133 h



CUSTOMIZABLE

Art. 6704FH-RM+pan

Art. 6704F+pan

Art. 6703N-P-RM

NO SNEEZE GUARD VERSION

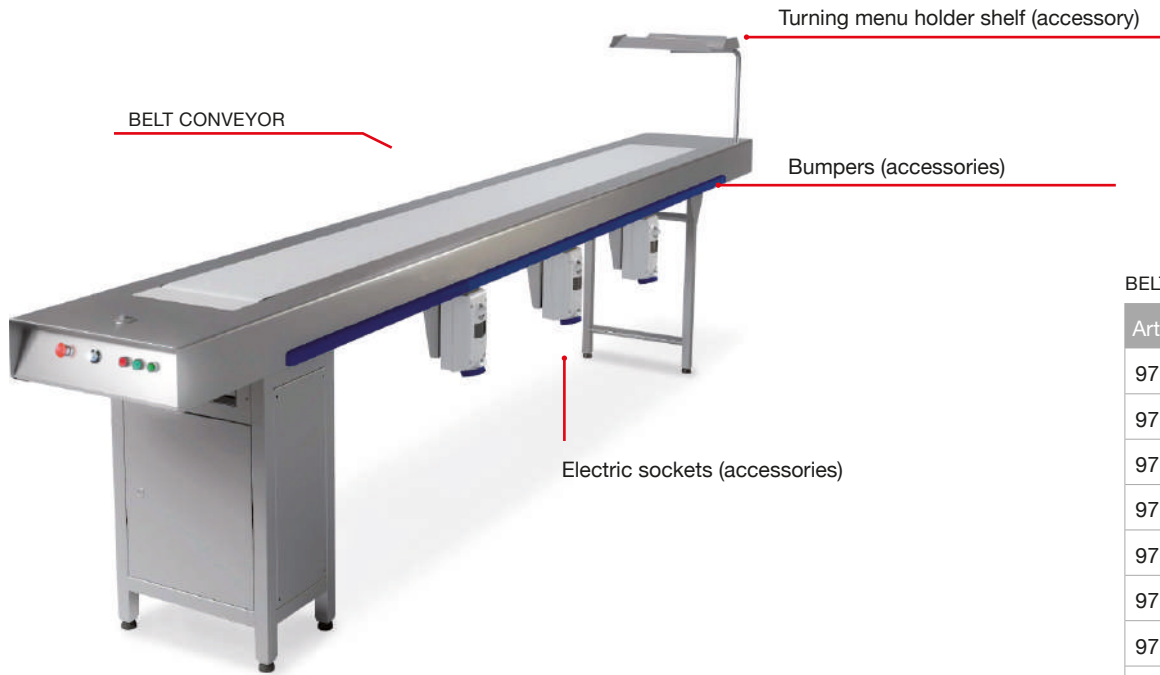
Article	Typology	GN	Max dim. cm
6702N-P	☐	2x1/1	82x94x83 h
6703N-P		3x1/1	120x94x83 h
6704N-P		4x1/1	158x94x83 h

OPTIONAL ITEMS AND ACCESSORIES SUITABLE FOR ALL VERSIONS BOTH WITH AND WITHOUT SNEEZE GUARD

Optional	Description	Suitable for
RM	1 Set with 4 swivel castors ø 12.5 cm, 2 with brake (as alternative to the feet) and pushing handle	All articles
Accessories	Description	Suitable for
A10	2 1/1 GN Flat	All articles
A20	3 1/1 GN Perforated	

CONVEYOR BELT

- AISI 304 stainless steel structure, brushed finish
- On adjustable feet suitable for ground fixing
- Belt suitable for direct contact with food, belt width 30 cm
- Moisture-proof polyurethane cords, spaced 20 cm apart
- Available in lengths from 3 to 10 meters
- Main switch
- ON/OFF switch
- 2 emergency stop buttons
- Mechanical end stop
- Adjustable speed
- Wood cage packaging
- Mains supply 400V/50Hz 3Ph+N+E - Kw 0,37



BELT CONVEYOR

Articles	length (m)
9710-3	3
9710-4	4
9710-5	5
9710-6	6
9710-7	7
9710-8	8
9710-9	9
9710-10	10

Prices upon request



CORD CONVEYOR

Articles	length (m)
9711-3	3
9711-4	4
9711-5	5
9711-6	6
9711-7	7
9711-8	8
9711-9	9

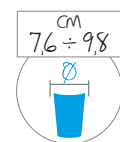
Prices upon request



Accessories	Description
9710-ACC 1	Control panel from 1 to 8 sockets
9710-ACC 2	Control panel from 9 to 16 sockets
9710-ACC 3	Single electrical socket 230V CEE
9710-ACC 4	Double opposed electrical sockets 230V CEE
9710-ACC 5	Single electrical socket 230V Schuko
9710-ACC 6	Double opposed electrical sockets 230V Schuko
9710-ACC 7	Bumpers (fitted on the long sides)
9710-ACC 8	Folding side shelf 50x30 cm
9710-ACC 9	Turning menu holder shelf 50x30 cm
9710-ACC 10	Additional start/stop button
9710-ACC 12	End stop photocell
9710-ACC 13	On castors ø 12.5 cm

GLASS DISPENSERS AND LOWERATORS

- AISI 304 stainless steel sheet construction, brushed finish
- Available with 6 or 20 lowerators, with adjustable \varnothing 7.6 ÷ 9.8 cm
- Pushing handle
- Grey rubber ring buffers
- Non-marking swivel castors \varnothing 12.5 cm, 2 with brake



Art. 9800-6



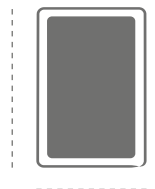
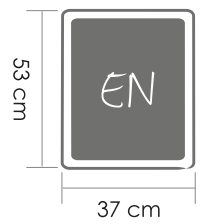
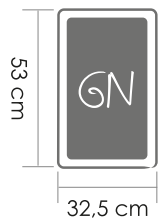
Art. 9800-20

Article	Number of lowerators	glass/cup \varnothing	Max dim. cm
9800-6	6	76 ÷ 98 mm	85x41x86 h
9800-20	20	76 ÷ 98 mm	87x66x86 h

- AISI 304 stainless steel sheet construction, brushed finish
- Pushing handle
- Suitable for GN 1/1 – EN trays (platform available in other formats upon request)
- 1 open elevating column
- Lifting system adjustable according to the weight
- Rubber corner bumpers
- Castors ø 12.5 cm, 2 with brake



Pushing handle



FORMATS ON REQUEST



Art. 9705GN

Article	Trays	Max dim. cm
9705GN	1/1 GN	81x52x90 h
9705EN	EN	

PLATE DISPENSERS AND LOWERATORS

NEUTRAL VERSION

- AISI 304 stainless steel sheet construction, brushed finish
- Heat-proof pushing handle
- 1 or 2 columns suitable for plates of various diameters (depending on the model), with load adjustment by springs
- Lids included
- Rubber corner bumpers
- Swivel castors ø 12.5 cm, 2 with brake

HEATED VERSION

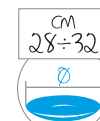
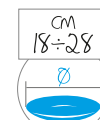
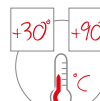
As in the neutral version, in addition:

- ON/OFF switch with warning light
- Adjustable thermostat
- Ventilated heating
- Mains supply: 230V, 50 Hz (60 Hz upon request), single-phase
- 3-mt long coiled power cable




REFRIGERABLE VERSION

As in the neutral version, with:


- AISI 304 stainless steel sheet construction, brushed finish, perforated



Art. 9701-1828RN

 = neutral
  = hot
  = refrigerable

Article		Description	Plate Ø cm	Plate capacity	Power	Max dim. cm
9701-1621FN		1 Fixed plate lowerator	16÷21	-	-	60x50x89 h
9701-1621FC						
9701-1621FR						
9701-1828RN		1 Adjustable plate lowerator	18÷28	about 50-60	900W	
9701-1828RC						
9701-1828RR						
9701-2832RN		1 Adjustable plate lowerator	28÷32	-	-	
9701-2832RC						
9701-2832RR						



Art. 9702-1828RR



Art. 9702-1828RC

☰ = neutral ☀ = hot ☵ = refrigerable

Article	Description		Plate Ø cm	Plate capacity	Power	Max dim. cm
9702-1621FN	☰	2 Fixed plate lowerators	16÷21	about 100-120	-	95x50x89 h
9702-1621FC	☀				900W	
9702-1621FR	☵					
9702-1828RN	☰	2 Adjustable plate lowerators	18÷28	about 100-120	-	
9702-1828RC	☀				900W	
9702-1828RR	☵					
9702-2832RN	☰				28÷32	
9702-2832RC	☀	900W				
9702-2832RR	☵					

Accessories	Description	Suitable for
9703-1621	1 Lid	9701-1621FN / 9701-1621FC / 9701-1621FR 9702-1621FN / 9702-1621FC / 9702-1621FR
9703-1828		9701-1828RN / 9701-1828RC / 9701-1828RR 9702-1828RN / 9702-1828RC / 9702-1828RR
9703-2832		9701-2832RN / 9701-2832RC / 9701-2832RR 9702-2832RN / 9702-2832RC / 9702-2832RR

NEUTRAL/HEATED/REFRIGERABLE RACK LOWERATOR TROLLEYS

NEUTRAL VERSION

- AISI 304 stainless steel sheet construction, brushed finish
- Pushing handle
- One column suitable for 50x50 cm racks, load adjustment by springs
- Sliding rack, rilsan finish
- Polycarbonate lid with side support for hooking when in rest position
- Grey non marking rubber corner bumpers
- 4 swivel castors ø 12.5 cm, 2 with brake

HEATED VERSION

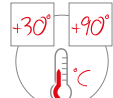
As in the neutral version, in addition:

- ON/OFF switch with warning light
- Adjustable thermostat
- Ventilated heating
- Mains supply: 230V, 50 Hz (60 Hz upon request), single-phase
- 3-mt long coiled power cable

REFRIGERABLE VERSION

As in the neutral version, with:

- AISI 304 stainless steel sheet construction, brushed finish, perforated






Art. 9704N






Art. 9704R

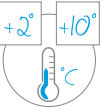


Art. 9704C

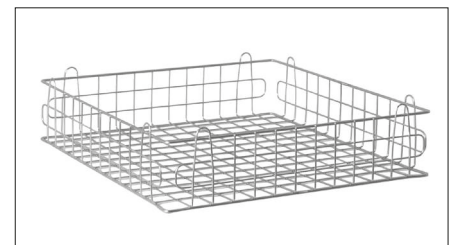
 = neutral
  = hot
  = refrigerable

Article		Loading capacity	Power	Max dim. cm
9704N			-	76x79.4x93 h (with lid h 108)
9704R		5 racks cm 50x50x11.5 h 9 racks cm 50x50x 7.5 h	-	76x79.4x93 h (with lid h 108)
9704C			900W	76x89.4x93 h (with lid h 108)

- AISI 304 stainless steel insulated structure, brushed finish
- Pushing handle
- One column suitable for 50x50 cm racks, load adjustment by springs
- Sliding rack, rilsan finish
- Polycarbonate lid with side support for hooking when in rest position
- Ventilated refrigeration +2°C +10°C
- Automatic defrosting and condensation evaporation
- Control panel with ON/OFF switch with warning light and digital thermostat, coiled power cable
- Power supply 230V – 50 Hz (60 Hz upon request), single-phase
- Grey non marking rubber corner bumpers
- 4 swivel castors ø 12.5 cm, 2 with brake




Art. 9704F



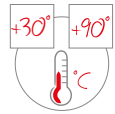
Stainless steel rack (Art. 9704-115CEST)

 = refrigerated

Article		Loading capacity	Power	Max dim. cm
9704F		5 racks cm 50x50x11.5 h 9 racks cm 50x50x7.5 h	167 W	121x75x94 h (with lid h 108)
Accessories		Description	Suitable for	Dimensions (cm)
9704-115CEST		Stainless steel rack	9704N / 9704R 9704C / 9704F	50x50x11.5 h
9704-75CEST		Stainless steel rack	9704N / 9704R 9704C / 9704F	50x50x7.5 h

BAIN-MARIE TROLLEYS

- 2,5x2,5 cm square steel tube construction with AISI 304 stainless steel sheet panels, brushed finish
- Polyurethane foam insulation panels
- Heat-proof pushing handle
- Lower welded shelf
- Bain-Marie well made of pressed steel sheet with no sharp edges for up to 20 cm deep GN pans (not included)
- Bain-Marie drain tap
- Bain-Marie heating with heating element outside the well
- Dry heating: details and quotes upon request
- ON/OFF switch with warning light
- Control panel with adjustable thermostat
- Mains supply 230V, 50/60Hz, single-phase
- Rubber corner bumpers
- Swivel castors, ø cm 12.5



Optional Gatronorms: see pp. 132-133



Art. 7365-F



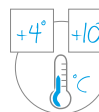
Art. 7375-F

Article	GN	Power	Max. Dim. cm
7360	2/1	1200W	87x65x86 h
7365	3/1	1500W	125x65x86 h
7368	4/1	2400W	163x65x86 h
7370	2x1/1	1200W	87x65x86 h
7375	3x1/1	1800W	125x65x86 h
7378	4x1/1	2400W	163x65x86 h
Optional	Description	Suitable	
F	1 Set with 2 braked castors	All articles	1

STAINLESS STEEL REFRIGERATED TROLLEYS

- 2.5x2.5 cm square tube construction and panels in AISI 304 stainless steel sheet, brushed finish
- Side pushing handle
- Lower shelf
- AISI 304 stainless steel 19 cm-deep well for up to 15 cm-deep GN pans (not included)
- Condensate drain at the base of the well with drain tap

- Control panel with digital thermostat-thermometer and ON/OFF switch with warning light
- Mains supply: 230V, 50Hz (60Hz upon request), single-phase
- Static refrigeration +4°C +10°C
- Grey non marking rubber bumper
- Swivel castors ø 12.5 cm, 2 with brake





Optional Gastronorms: see pp. 132-133



Art. 6962.3

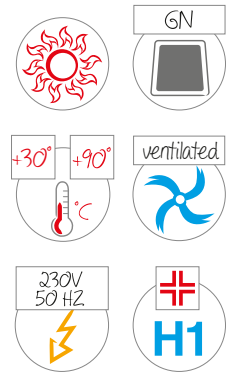
Article	GN	Power	Max dim. cm
6962.2	2x1/1	190W	87x75x88 h
6962.3	3x1/1	350W	120x75x88 h
6962.4	4x1/1	450W	168x75x88 h

Optional		Description	GN
CUP2	-	Plexiglass semi-cylindrical dome opening on both sides	2x1/1
CUP3	1		3x1/1
CUP4	-		4x1/1
A132	-	Front drop-down shelf	2x1/1
A133	2		3x1/1
A134	-		4x1/1
A142	-	Front drop-down stainless steel rodded tray slide	2x1/1
A143	3		3x1/1
A144	-		4x1/1
Accessories		Description	GN
A10	4	Flat	1/1
A20	5	Perforated	



HEATED INSULATED PAN MOBILE CUPBOARDS

- AISI 304 stainless steel insulated structure, brushed finish
- 270° opening front door with magnet (to keep the door open)
- Removable door gasket
- Handle with snap closure, optional with lock
- Pushing handle
- Inside compartment made with round corners in compliance with H1 hygiene standard, suitable for GN pans
- Ventilated heating unit powered with fan and heating element
- Control panel with ON/OFF switch with operation warning light and digital thermostat, coiled power cord on the backside
- Mains supply: 230V - 50 Hz (60 Hz upon request), single-phased
- Water container to release moisture inside the cupboard
- All round grey non marking rubber bumper
- Swivel castors, ø cm 12.5, 2 with brake



Art. 3411-20GS



Art. 3421-10GS




Pressed runners
made with one single sheet layer for easy cleaning



Compartment with no-sharp edges
compliant with "H1" hygiene system

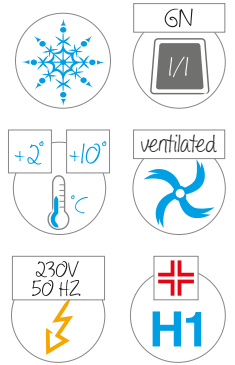


270° opening door
To easily fit GN pans

Article	GN	Runners	Shelf spacing cm	Power	Max dim. cm
3411-10GS	10 GN 1/1		5.5	1600W	55x80x110 h
3421-10GS	10 GN 2/1				72x92x110 h
3411-20GS	20 GN 1/1				55x80x166 h
3421-20GS	20 GN 2/1				72x92x166 h
Optional	Description				Suitable for
E	4 resilient castors, ø cm 12.5, 2 with brake, for uneven floors/outdoor use				All articles
MA	Closure handle with lock				
Accessories	Description				Suitable for
A0170	Stainless steel wire rack 1/1 GN				3411-10GS / 3411-20GS
A0171	Stainless steel wire rack 2/1 GN				3421-10GS / 3421-20GS

REFRIGERATED INSULATED PAN MOBILE CUPBOARD

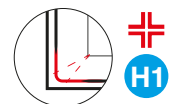
- AISI 304 stainless steel insulated structure, brushed finish
- 270° opening front door with magnet (to keep the door open)
- Handle with snap closure, optional with lock
- Pushing handles
- Inside compartment equipped with 16 pressed runners suitable for 1/1 GN containers made with round corners in compliance with H1 hygiene standard
- Ventilated refrigeration +2°C +10°C
- Automatic defrosting and evaporation
- Control panel with ON/OFF switch with operation warning light and digital thermostat, coiled power cord on the backside
- Mains supply: 230V - 50Hz, 60Hz upon request
- All round grey non marking rubber bumper
- Swivel castors, ø cm 12.5, 2 with brake



Art. 3415-16GS



Pressed runners
made with one single sheet layer for easy cleaning



Compartment with no-sharp edges
compliant with "H1" hygiene system



270° opening door
To easily fit GN pans

Article	Tray/pan capacity	Runners	Shelf spacing cm	Power	Max diim. cm
3415-16GS	16 x 1/1 GN		5.5	330W	55.5x79.5x165 h
Optional	Description				
E	4 resilient castors, ø cm 12.5, 2 with brake, for uneven floors/outdoor use				
MA	Closure handle with lock				
Accessories	Description				
A0170	Stainless steel wire rack 1/1 GN				





Countertop hotplates
Infrared lamps
Bain-Marie trolleys
Containers, dividers and lids



COUNTERTOP HOTPLATES _____ 84



INFRARED LAMPS _____ 88



COUNTERTOP BAIN-MARIE UNITS _____ 90



BAIN-MARIE TROLLEYS _____ 92



BAIN-MARIE CUPBOARD TROLLEYS WITH PRESSED RUNNERS _____ 102



BAIN-MARIE CUPBOARD TROLLEYS WITH "C"- SHAPED RUNNERS _____ 108



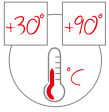
ACCESSORIES AND OPTIONAL PARTS FOR BAIN-MARIE _____ 118



GN CONTAINERS, LIDS AND DIVIDERS _____ 120

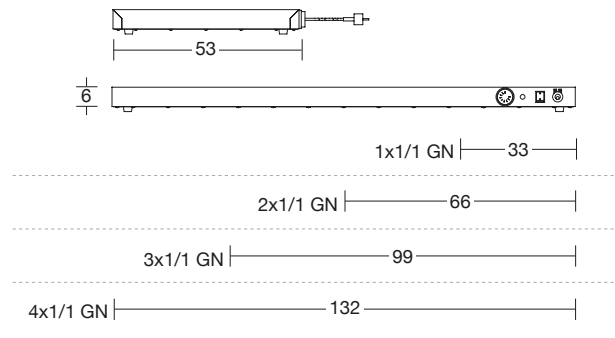
COUNTERTOP HOTPLATES

- AISI 304 stainless steel sheet top
- Heated by electrical heating element
- ON/OFF switch with warning light
- Adjustable thermostat
- Mains supply: 230V, 50/60 Hz, single-phase
- Rubber feet

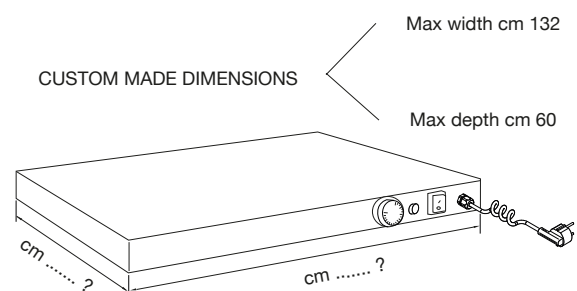


Art. 9082

Article	GN	Power	Max dim. cm
9080	1x1/1	250W	33x53x6 h
9082	2x1/1	500W	66x53x6 h
9084	3x1/1	750W	99x53x6 h
9086	4x1/1	1000W	132x53x6 h
905050	-	300W	50x50x6 h
906040		300W	60x40x6 h
906080		450W	80x60x6 h

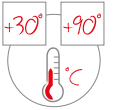


Article	Power	Max dim. cm
9035	250W	50x35x6 h
9040	300W	63x53x6 h
9045	450W	90x45x6 h
9050	750W	100x50x6 h
9051	750W	92x52x6 h
9053	450W	86x46x6 h



COUNTERTOP HOTPLATES WITH INFRARED LAMPS

- AISI 304 stainless steel sheet top
- Built-in upper frame in tube and stainless steel sheet
- Plexiglass curved sneeze guard
- Infrared lamps, 250W each, red colour
- Heated by electrical heating element
- Separate switches for hotplate and infrared lamps, with warning light
- Adjustable thermostat
- Mains supply: 230V, 50/60 Hz, single-phase
- Rubber feet



Art. 9568

Article	GN	Nr. of lamps	Power	Max dim. cm
9564	1x1/1	1	500W	38x53x70 h
9566	2x1/1	2	1000W	70x53x70 h
9568	3x1/1	3	1500W	103x53x70 h
9570	4x1/1	4	2000W	136x53x70 h

Optional	Description	Suitable for
LB	White lamps	All articles

INFRARED LAMPS

- Plexiglass curved sneeze guard
- Infrared lamps, 250W each, red colour
- ON/OFF switch with warning light
- Mains supply: 230V, 50/60 Hz, single-phase
- Rubber feet



- STAINLESS STEEL SHEET HANGING SUPPORT



Art. 9568S

- STAINLESS STEEL SHEET FRAME



Art. 9568T

Article	GN	Nr. of lamps	Power	Max dim. cm
9566S	2x1/1	2	500W	71x53x24 h
9568S	3x1/1	3	750W	104x53x24 h
9570S	4x1/1	4	1000W	137x53x24 h
9564T	1x1/1	1	250W	38x53x70 h
9566T	2x1/1	2	500W	70x53x70 h
9568T	3x1/1	3	750W	103x53x70 h
9570T	4x1/1	4	1000W	136x53x70 h
Optional	Description			Suitable for
LB	White lamps			Tutti



INFRARED LAMPS

- Height-adjustable lamp holder
- Infrared lamp, 250 W, red colour or white colour upon request
- ON/OFF switch on lamp holder body
- Mains supply: 230V, 50/60 Hz, single-phase



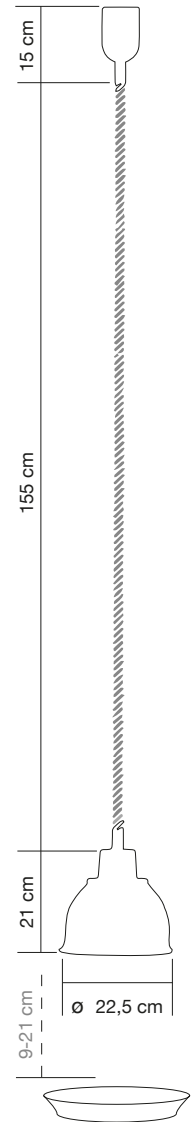
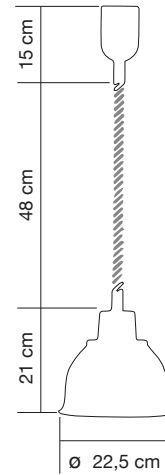
Art. 9510A



Art. 9511A



Art. 9512A



Better to keep the food to be warmed at a distance from 9 to 21 cm from the lamp holder

Article	Finish	Cable length	Power	Max dim. cm
9510A	Aluminium	Adjustable 48 - 155 cm	250W	ø 22,5
9511A	Chrome-plated			
9512A	Copper			
Optional	Description			Suitable for
LB-1	White lamp			All articles

- Height-adjustable lamp holder
- Infrared lamp, 250 W, red colour or white colour upon request
- ON/OFF switch on lamp holder body
- Mains supply: 230V, 50/60 Hz, single-phase



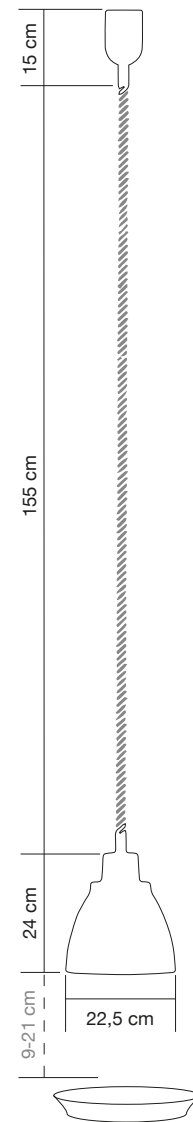
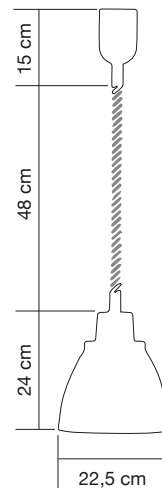
Art. 9518A



Art. 9520A



Art. 9522A

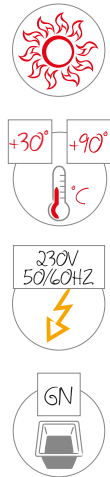


Better to keep the food to be warmed at a distance from 9 to 21 cm from the lamp holder

Article	Finish	Cable length	Power	Max dim. cm
9518A	Black	Adjustable, 48 - 155 cm	250W	ø 22.5
9520A	Aluminum			
9522A	Copper			
Optional	Description			Suitable for
LB-1	White lamp			All articles

COUNTERTOP BAIN-MARIE UNITS

- AISI 304 Stainless steel structure
- Double skinned steel sheet well for up to 15 cm-deep GN 1/1 pans (not included) with separate temperature control
- Bain-marie heating with heating element outside the well
- Dry heating: details and quotes upon request
- For each well:
 - Bain-Marie drain tap
 - Adjustable thermostat
 - ON/OFF switch with warning light
- Mains supply: 230V, 50/60 Hz, single-phase



Optional Gastronorms: see pp. 122-123



Art. 9555-2

WITH DRY HEATING ELEMENTS

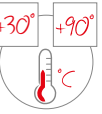
- AISI 304 Stainless steel structure
- Double skinned well for up to 15 cm-deep GN pans (not included)
- Grill on the bottom
- Dry heating element
- ON/OFF switch with warning light
- Adjustable thermostat
- Mains supply: 230V, 50/60 Hz, single-phase
- Adjustable feet
- Dry heating only



Art. 9531RS

Article	GN	Well	Power	Max dim. cm
9555-1	1x1/1	Separate	600W	34x60x24 h
9555-2	2x1/1		1200W	70x60x24 h
9555-3	3x1/1		1800W	106x60x24 h
9551RS	2/1	Single	1000W	82x61x34 h
9531RS	3/1		2x1000W	115x61x34 h
9521RS	4/1			153x61x34 h

- Double skinned AISI 304 stainless steel sheet construction
- Bain-Marie well for up to 20 cm-deep GN pans (not included)
- Bain-Marie drain tap
- Bain-Marie immersion heating element
- ON/OFF switch with warning light
- Adjustable thermostat
- Mains supply: 230V, 50/60 Hz, single-phase
- 3-m long coiled power cable, Schuko plug.
- Adjustable feet
- Bain-Marie only



Optional Gastronorms: see pp. 122-123



Art. 9531 + pans



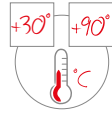
Art. 9531-GR3

Article	GN	Power	Max dim. cm
9541	1/1	1950W	49x60x34 h
9551	2/1		81x60x34 h
9531	3/1		114x60x34 h
9521	4/1	3400W	153x60x34 h

Accessories	Bottom safety grill	Suitable for
GR1	1x1/1 GN	9541
GR2	2x1/1 GN	9551
GR3	3x1/1 GN	9531
GR4	4x1/1 GN	9521

BAIN-MARIE TROLLEYS WITH LID

- 2x2 cm square steel tube construction with AISI 304 stainless steel sheet panels, brushed finish
- Hinged top lid
- Bain-Marie well for up to 20 cm-deep GN pans (not included)
- Grill on the bottom
- Bain-Marie immersion heating element and drain tap
- Bain-Marie drain tap
- ON/OFF switch with warning light
- Adjustable thermostat
- Mains supply: 230V, 50/60 Hz, single-phase
- 3-m long coiled power cable, Schuko plug.
- Open lower part
- Swivel castors, ø 12.5 cm
- Bain-Marie only



Optional Gastronorms: see pp. 122-123



Art. 1393

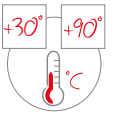
Article	GN	Power	Max dim. cm
1391	1/1	1950W	49x60x90 h
1392	2/1		81x60x90 h
1393	3/1		114x60x90 h

Optional	Image	Description	Suitable for
F		Set with 2 braked castors	All articles
A0040	-	Pushing handle	



Accessories	Description	Suitable for
A0431	Lower s/s additional shelf	1391
A0432		1392
A0433		1393

- 2x2 cm square steel tube construction with AISI 304 stainless steel sheet panels, brushed finish
- Bain-Marie well for up to 20 cm-deep GN pans (not included)
- Bain-Marie immersion heating element and drain tap
- Bain-Marie drain tap
- ON/OFF switch with warning light
- Adjustable thermostat
- Mains supply: 230V, 50/60 Hz, single-phase
- Coiled cable length 3 m. Schuko plug for powers equal to or greater than 3000W, the cable is supplied free without plug.
- Open lower part with removable shelf
- Swivel castors, ø 12.5 cm
- Bain-Marie only



Optional Gastronorms: see pp. 122-123



Art. 1397-F + Art.A0040

Article	GN	Power	Max dim. cm
1395	1/1	1950W	49x60x84 h
1396	2/1		81x60x84 h
1397	3/1		114x60x84 h
1398	4/1	3400W	153x60x84 h

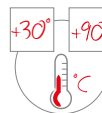
Optional	Image	Description	Suitable for
F		Set with 2 braked castors	All articles
A0040	-	Pushing handle	
7200		Mobile plug 2P+E-6h/250V - 16 A - IP67 (IEC 309) - for powers up to 3450W	



Accessories	Bottom safety grill	Suitable for
GR1	1x1/1 GN	1395
GR2	2x1/1 GN	1396
GR3	3x1/1 GN	1397
GR4	4x1/1 GN	1398

HEATED TROLLEYS WITH SEPARATE TEMPERATURE CONTROL

- AISI 304 stainless steel structure
- Double skinned well for up to 15 cm-deep GN pans (not included) with separate temperature control
- Bain-marie heating with heating element outside the well
- Dry heating: details and quotes upon request
- For each well:
 - Bain-Marie drain tap
 - Adjustable thermostat
 - ON/OFF switch with warning light
- Mains supply: 230V, 50/60 Hz, single-phase
- 3-m long coiled power cable, Schuko plug.
- Pushing handle
- Swivel castors ø 12.5 cm, 2 with brake



Optional Gastronorms: see pp. 122-123



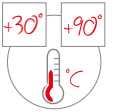
Art. 7370RS

Article	GN	Well	Power	Max dim. cm
7370RS	2x1/1	Separate	2x600W	88x61x85 h
7375RS	3x1/1		3x600W	121x61x85 h

HEATED TROLLEYS WITH DRY HEATING ELEMENTS

- AISI 304 Stainless steel structure
- Double skinned well for up to 15 cm-deep GN pans (not included)
- Grill on the bottom
- Dry heating element
- ON/OFF switch with warning light
- Adjustable thermostat
- Mains supply: 230V, 50/60 Hz, single-phase
- 3-m long coiled power cable, Schuko plug.
- Pushing handle
- Swivel castors ø 12.5 cm, 2 with brake
- Dry heating only

Optional Gastronorms: see pp. 122-123



Art. 1397RS

Article	GN	Well	Power	Max dim. cm
1396RS	2/1	Single	1000W	88x61x85 h
1397RS	3/1		2x1000W	121x61x85 h
1398RS	4/1			159x61x85 h

BAIN-MARIE TROLLEYS - SINGLE WELL

- 2.5x2.5 cm square steel tube construction with AISI 304 stainless steel sheet panels, brushed finish
- Polyurethane foam insulation panels
- Heat-proof pushing handle
- Lower welded shelf
- Single Bain-Marie well made of pressed steel sheet with no sharp edges for up to 20 cm deep GN pans (not included)
- Bain-Marie drain tap
- Bain-Marie heating with heating element outside the well
- Dry heating: details and quotes upon request
- ON/OFF switch with warning light
- Control panel with adjustable thermostat
- Mains supply: 230V, 50/60 Hz, single-phase
- 3-m long coiled power cable, Schuko plug.
- Rubber corner bumpers
- Swivel castors, ø 12.5 cm



Optional Gastronorms: see pp.122-123



Art. 7365-F

Article	GN	Power	Max dim. cm
7360	2/1	1200W	87x65x86 h
7365	3/1	1500W	125x65x86 h
7368	4/1	2400W	163x65x86 h


Optional	Description	Suitable for
F	1 Set with 2 braked castors	All articles



LID

- Insulated lids, when open they can be used as support
- AISI 304 stainless steel sheet construction, brushed finish

Optional	Descrizione	Typology	Suitable for
C2	Lids	opening to 180°	2x1/1 GN
C3			3x1/1 GN



SNEEZE GUARD

Optional	📷	Description	Typology	Suitable for
PAR2L	2	Glass sneeze guard	Standard	2x1/1 GN
PAR2H	3		"Kid-service" opening	
PAR3L	2		Standard	3x1/1 GN
PAR3H	3		"Kid-service" opening	
PAR4L	2		Standard	4x1/1 GN
PAR4H	3		"Kid-service" opening	



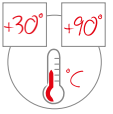
TRAY SLIDE SHELF

Optional	Description	Suitable for
ME2	Tray slide shelf, long side	2x1/1 GN
ME3		3x1/1 GN
ME4		4x1/1 GN



BAIN-MARIE TROLLEYS WITH SEPARATE WELLS

- 2.5x2.5 cm square steel tube construction with AISI 304 stainless steel sheet panels, brushed finish
- Polyurethane foam insulation panels
- Heat-proof pushing handle
- Open lower shelf welded to the frame
- Bain-Marie wells with separate temperature control in pressed steel sheet with no sharp edges for up to 20 cm-deep GN pans (not included)
- Tap for draining the bain-marie water
- Bain-marie wet and dry heating (resistance external to the tank)
- ON/OFF switch with warning light
- Control panel with adjustable thermostat
- Mains supply: 230V, 50/60 Hz, single-phase
- 3m long coiled cable, Schuko plug
- Rubber corner bumpers
- Swivel castors, ø 12.5 cm



Optional Gastronorms: see pp.122-123



Art. 7375-F

Article	GN	Power	Max dim. cm
7370	2x1/1	1200W	87x65x86 h
7375	3x1/1	1800W	125x65x86 h
7378	4x1/1	2400W	163x65x86 h


Optional	Description	Suitable for
F	Set with 2 braked castors	All articles



LID


- Insulated lids, when open they can be used as support
- AISI 304 stainless steel sheet construction, brushed finish

Optional	Descrizione	Typology	Suitable for
C2	Lids	opening to 180°	2x1/1 GN
C3			3x1/1 GN



SNEEZE GUARD

Optional	📷	Description	Typology	Suitable for
PAR2L	2	Glass sneeze guard	Standard	2x1/1 GN
PAR2H	3		"Kid-service" opening	
PAR3L	2		Standard	3x1/1 GN
PAR3H	3		"Kid-service" opening	
PAR4L	2		Standard	4x1/1 GN
PAR4H	3		"Kid-service" opening	



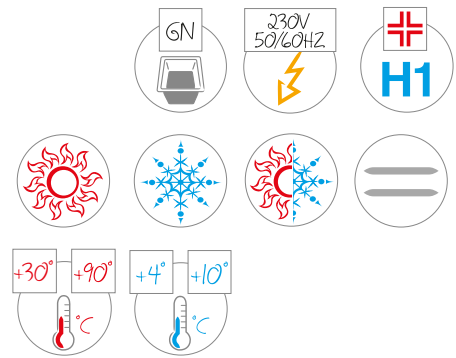
TRAY SLIDE SHELF

Optional	Description	Suitable for
ME2	Tray slide shelf, long side	2x1/1 GN
ME3		3x1/1 GN
ME4		4x1/1 GN




Technical features

- AISI 304 stainless steel, brushed finish
- Polyurethane foam insulation panels
- Heat-proof pushing handles
- Single or separate Bain-Marie wells, suitable for GN pans
- One or more Bain-Marie drain taps
- Single or separate neutral, heated, refrigerated or mixed lower compartments
- Mains supply: 230V, 50/60 Hz, single-phase
- Bain-marie heating with heating element outside the well
- Dry heating: details and quotes upon request
- Control panel with independent thermostatic control, one for each heated (+30°C to +90°C) or refrigerated (+4°C to +10°C) compartment.
- 3-mt long coiled power cable, Schuko plug
- All round grey non marking rubber bumpers
- Castors Ø 16 cm, 2 fixed, 2 swivel with brake



Optional


LIDS FOR 2 GN - 3 GN ITEMS



(C2-C3)
Lids opening to 180°



(L2-L3)
Lids opening 2/3 + 1/3 on the long side



(S2-S3)
Sliding lids on the long side



STEEL AND GLASS SNEEZE GUARD (it cannot be mounted on trolleys with lids)

Art. PAR2L - PAR3L - PAR4L



STEEL AND GLASS SNEEZE GUARD WITH "KID-SERVICE" OPENING (it cannot be mounted on trolleys with lids)

Art. PAR2H - PAR3H - PAR4H



TRAY SLIDE SHELF frontal, drop-down



IPX5 INSULATED DIGITAL PANEL

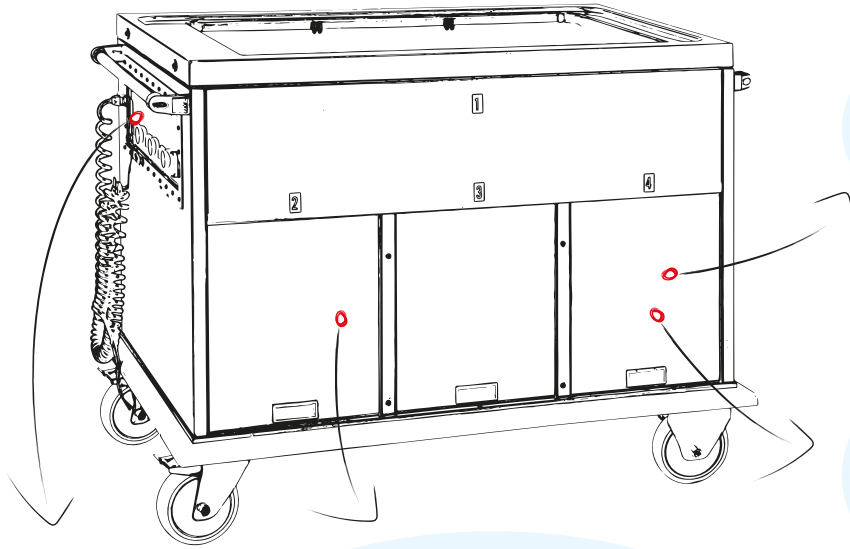


TOW BAR WITH COUPLER



SET OF 4 RESILIENT WHEELS, 2 with brake for uneven floors / outdoor use

Separate lower compartments with "C"-shaped runners

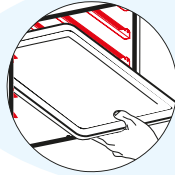


- Up-and-over opening doors


- Single or separate lower compartments



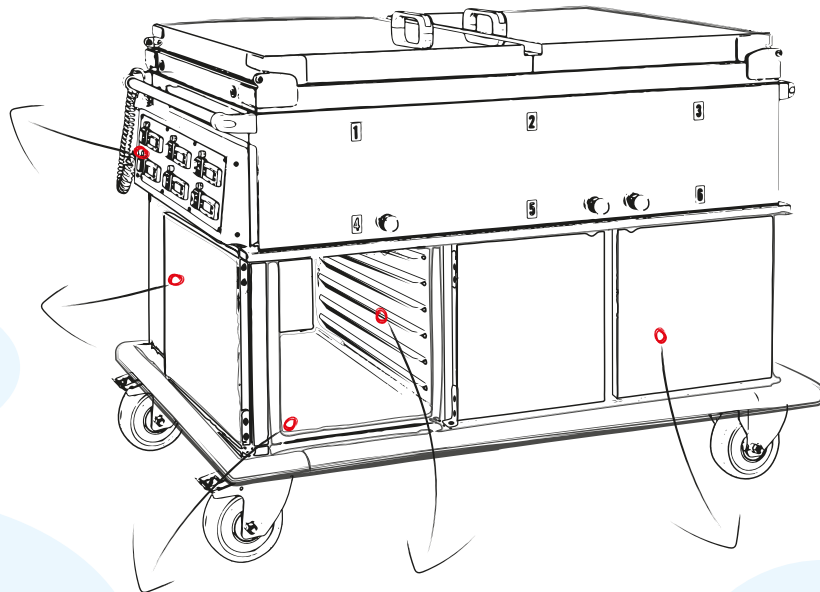
- Mechanical thermostats



- "C"-shaped runners
to easily fit pans and for a greater support

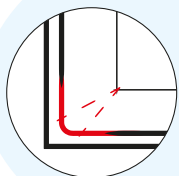


Separate lower compartments compliant with "H1" system with pressed runners

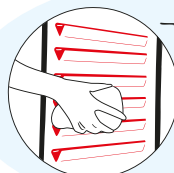


- Digital thermostats

- 270° opening doors with magnet

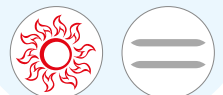


H1
- Compartment with no-sharp edges
compliant with "H1" hygiene system



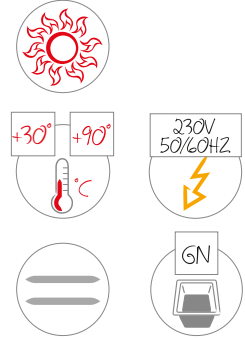
- Pressed runners made with one single steel sheet layer for easy cleaning

- Separate lower compartments



BAIN-MARIE CUPBOARD TROLLEYS SINGLE WELL - PRESSED SHELVES

- AISI 304 stainless steel sheet construction, brushed finish
- Polyurethane foam insulation panels
- Heat-proof pushing handles
- Single Bain-Marie well in pressed steel sheet with no sharp edges for up to 20 cm-deep GN pans (not included)
- Bain-Marie drain tap
- Separate heated or neutral lower compartments with no-sharp edges (compliant with H1 hygiene system), with independent thermostats, insulated 270° opening side doors, with magnet (to keep the doors open). N. 6 pairs of "pressed" runners suitable for containers 1/1 GN (or submultiples) spaced 5.5 cm
- Mains supply: 230V, 50/60 Hz, single-phase
- Bain-marie heating with heating element outside the well
- Dry heating: details and quotes upon request
- IPX5 digital control panel supplied as standard with independent thermostatic control - one thermostat for each heated well/compartment
- 3m long coiled cable, Schuko plug. For powers equal to or greater than 3000W, the cable is supplied free without plug. For the plug, see optional item T200



Optional + accessories: see pp. 120-121

Optional Gastronorms: see pp. 122-123



Note: IPX5 digital control panel is supplied as standard in the Bain-Marie trolleys with pressed runners ("GS" range)




Art. 7365A3-GS-E

☐ = neutral ☀ = hot

Article	GN	Lower compartment	Power	Max dim. cm
7360A0-GS	2/1	☐ ☐	1200W	95x72x96 h
7360A1-GS		☐ ☀	1700W	
7360A2-GS		☀ ☀	2200W	
7365A0-GS	3/1	☐ ☐ ☐	1500W	134x72x96 h
7365A1-GS		☐ ☐ ☀	2000W	
7365A2-GS		☐ ☀ ☀	2500W	
7365A3-GS		☀ ☀ ☀	3000W	

Optional	Description	Suitable for
E	1 Set of 4 resilient wheels, 2 with brake for uneven floors / outdoor use	All articles
T200	Mobile plug 2P+E-6h/250V - 16 A - IP67 (IEC 309) - for powers up to 3450W	





LID

- Insulated lids, when open they can be used as support
- AISI 304 stainless steel sheet construction, brushed finish

Optional	Description	Typology	Suitable for						
C2	Lids	opening to 180°	2x1/1 GN						
C3			3x1/1 GN						
L2		opening to 2/3 + 1/3: opening up to 180° with supports or up to 270° without supports.	2x1/1 GN						
L3			3x1/1 GN						
S2		sliding	2x1/1 GN						
S3			3x1/1 GN						

SNEEZE GUARD

Optional		Description	Typology	Suitable for
PAR2L	2	Glass sneeze guard	Standard	2x1/1 GN
PAR2H	3		"Kid-service" opening	
PAR3L	2		Standard	3x1/1 GN
PAR3H	3		"Kid-service" opening	



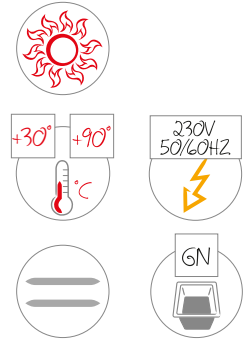
TRAY SLIDE SHELF

Optional	Description	Suitable for
ME2	Tray slide shelf, long side	2x1/1 GN
ME3		3x1/1 GN



BAIN-MARIE CUPBOARD TROLLEYS - SEPARATE WELLS LOWER COMPARTMENTS WITH PRESSED RUNNERS

- AISI 304 stainless steel sheet construction, brushed finish
- Polyurethane foam insulation panels
- Heat-proof pushing handles
- Separate Bain-Marie wells in pressed steel sheet with no sharp edges for up to 20 cm deep GN pans (not included)
- Separate Bain-Marie drain taps
- Separate heated or neutral lower compartments with no-sharp edges (compliant with H1 hygiene system), with independent thermostats, insulated 270° opening side doors, with magnet (to keep the doors open). N. 6 pairs of "pressed" runners suitable for containers 1/1 GN (or submultiples) spaced 5.5 cm
- Mains supply: 230V, 50/60 Hz, single-phase
- Heating both wet-bain-marie and dry (external resistance to the tank)
- IPX5 digital control panel supplied as standard with independent thermostatic control - one thermostat for each heated well/compartment.
- 3m long coiled cable, Schuko plug. For powers equal to or greater than 3000W, the cable is supplied free without plug. For the plug, see optional item T200.
- All round grey non marking rubber bumpers
- 2 Fixed and 2 braked swivel castors with heavy-duty brackets, ø 16 cm; grey non marking rubber tread on centre with roller bearing hub




Optional + accessories: see pp. 120-121

Optional Gastronorms: see pp. 122-123



Note: IPX5 digital control panel is supplied as standard in the Bain-Marie trolleys with pressed runners ("GS" range)




Art. 7375A3-GS-E-C3

☐ = neutral ☀ = hot


Article	GN	Lower compartments	Power	Max dim. cm
7370A0-GS	2x1/1	☐ ☐	1000W	95x72x96 h
7370A1-GS		☐ ☀	1500W	
7370A2-GS		☀ ☀	2000W	
7375A0-GS	3x1/1	☐ ☐ ☐	1500W	134x72x96 h
7375A1-GS		☐ ☐ ☀	2000W	
7375A2-GS		☐ ☀ ☀	2500W	
7375A3-GS		☀ ☀ ☀	3000W	

Optional	Description	Suitable for
E	1 Set of 4 resilient wheels, 2 with brake for uneven floors / outdoor use	All articles
T200	Mobile plug 2P+E-6h/250V - 16 A - IP67 (IEC 309) - for powers up to 3450W	





LID

- Insulated lids, when open they can be used as support
- AISI 304 stainless steel sheet construction, brushed finish

Optional	Description	Typology	Suitable for				
C2	Lids	opening to 180°	2x1/1 GN				
C3			3x1/1 GN				
L2		opening to 2/3 + 1/3: opening up to 180° with supports or up to 270° without supports.	2x1/1 GN				
L3			3x1/1 GN				
S2		sliding	2x1/1 GN				
S3			3x1/1 GN				

SNEEZE GUARD

Optional		Description	Typology	Suitable for
PAR2L	2	Glass sneeze guard	Standard	2x1/1 GN
PAR2H	3		"Kid-service" opening	
PAR3L	2		Standard	3x1/1 GN
PAR3H	3		"Kid-service" opening	



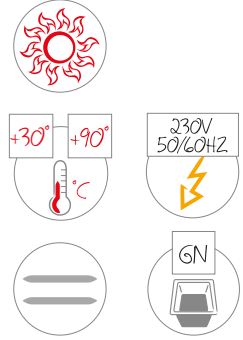
TRAY SLIDE SHELF

Optional	Description	Suitable for
ME2	Tray slide shelf, long side	2x1/1 GN
ME3		3x1/1 GN



BAIN-MARIE CUPBOARD TROLLEYS - SINGLE WELL

- AISI 304 stainless steel sheet construction, brushed finish
- Polyurethane foam insulation panels
- Heat-proof pushing handles
- Single Bain-Marie well in pressed steel sheet with no sharp edges for up to 20 cm-deep GN pans (not included)
- Bain-Marie drain tap
- Single lower neutral compartment with up-and-over door
- Mains supply: 230V, 50/60 Hz, single-phase
- Bain-Marie heating with heating element outside the well
- Dry heating: details and quotes upon request
- Control panel with mechanical thermostatic control
- 3-mt long coiled power cable, Schuko plug
- All round grey non marking rubber bumpers
- 2 Fixed and 2 braked swivel castors with heavy-duty brackets, ø 16 cm; grey non marking rubber tread on centre with roller bearing hub



Optional + accessories: see pp. 120-121

Optional Gastronorms: see pp. 122-123

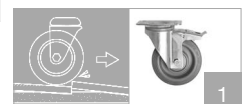


Art. 7365A

⊖ = neutral



Article	GN	Lower compartment	Power	Max dim. cm
7360A	2/1	⊖	1200W	95x72x96 h
7365A	3/1		1500W	134x72x96 h
7368A	4/1		2400W	172x72x96 h

Optional	Description	Suitable for
E	1 Set of 4 resilient wheels, 2 with brake for uneven floors / outdoor use	All articles




LID

- Insulated lids, when open they can be used as support
- AISI 304 stainless steel sheet construction, brushed finish

Optional	Description	Typology	Suitable for		
C2	Lids	opening to 180°	2x1/1 GN		
C3			3x1/1 GN		
L2		opening to 2/3 + 1/3	2x1/1 GN		
L3			3x1/1 GN		
S2		sliding	2x1/1 GN		
S3			3x1/1 GN		

SNEEZE GUARD

Optional		Description	Typology	Suitable for
PAR2L	2	Glass sneeze guard	Standard	2x1/1 GN
PAR2H	3		"Kid-service" opening	
PAR3L	2		Standard	3x1/1 GN
PAR3H	3		"Kid-service" opening	
PAR4L	2		Standard	4x1/1 GN
PAR4H	3		"Kid-service" opening	



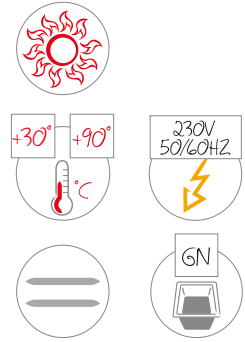
TRAY SLIDE SHELF

Optional	Description	Suitable for
ME2	Tray slide shelf, long side	2x1/1 GN
ME3		3x1/1 GN
ME4		4x1/1 GN



BAIN-MARIE CUPBOARD TROLLEYS - SINGLE WELL

- AISI 304 stainless steel sheet construction, brushed finish
- Polyurethane foam insulation panels
- Heat-proof pushing handles
- Single Bain-Marie well in pressed steel sheet with no sharp edges for up to 20 cm-deep GN pans (not included)
- Bain-Marie drain tap
- Separate heated or neutral lower compartments with independent thermostats, insulated up-and-over doors. N. 4 pairs of "C"-shaped runners suitable for containers 1/1 GN (or submultiples) spaced 7.6 cm
- Mains supply: 230V, 50/60 Hz, single-phase
- Bain-marie heating with heating element outside the well
- Dry heating: details and quotes upon request
- Control panel with independent mechanical thermostatic control - one thermostat for each heated well/compartment
- 3m long coiled cable, Schuko plug. For powers equal to or greater than 3000W, the cable is supplied free without plug. For the plug, see optional item T200.
- All round grey non marking rubber bumpers
- 2 Fixed and 2 braked swivel castors with heavy-duty brackets, ø 16 cm; grey non marking rubber tread on centre with roller bearing hub




Optional + accessories: see pp. 120-121

Optional Gastronorms: see pp. 122-123




Art. 7365A3



☺ = neutral ☀ = hot




Article	GN	Lower compartments	Power	Max dim. cm
7360A0	2/1	☺ ☺	1200W	95x72x96 h
7360A1		☺ ☀	1800W	
7360A2		☀ ☀	2400W	
7365A0	3/1	☺ ☺ ☺	1500W	134x72x96 h
7365A1		☺ ☺ ☀	2400W	
7365A2		☺ ☀ ☀	2700W	
7365A3		☀ ☀ ☀	3300W	
7368A0	4/1	☺ ☺ ☺ ☺	2400W	172x72x96 h
7368A1		☺ ☺ ☺ ☀	3000W	
7368A2		☺ ☺ ☀ ☀	3600W	
7368A3		☺ ☀ ☀ ☀	4200W	
7368A4		☀ ☀ ☀ ☀	4800W	

Optional	Description	Suitable for
E	1 Set of 4 resilient wheels, 2 with brake for uneven floors / outdoor use	All articles
Optional	Description	
T200	Mobile plug 2P+E-6h/250V - 16 A - IP67 (IEC 309) - for powers up to 3450W	




LID

- Insulated lids, when open they can be used as support
- AISI 304 stainless steel sheet construction, brushed finish

Optional	Description	Typology	Suitable for						
C2	Lids	opening to 180°	2x1/1 GN						
C3			3x1/1 GN						
L2		opening to 2/3 + 1/3	2x1/1 GN						
L3			3x1/1 GN						
S2		sliding	2x1/1 GN						
S3			3x1/1 GN						

SNEEZE GUARD

Optional		Description	Typology	Suitable for
PAR2L	2	Glass sneeze guard	Standard	2x1/1 GN
PAR2H	3		"Kid-service" opening	
PAR3L	2		Standard	3x1/1 GN
PAR3H	3		"Kid-service" opening	
PAR4L	2		Standard	4x1/1 GN
PAR4H	3		"Kid-service" opening	




TRAY SLIDE SHELF

Optional	Description	Suitable for
ME2	Tray slide shelf, long side	2x1/1 GN
ME3		3x1/1 GN
ME4		4x1/1 GN



BAIN-MARIE CUPBOARD TROLLEYS - SINGLE WELL

- AISI 304 stainless steel sheet construction, brushed finish
- Polyurethane foam insulation panels
- Heat-proof pushing handles
- Single Bain-Marie well in pressed steel sheet with no sharp edges for up to 20 cm-deep GN pans (not included)
- Bain-Marie drain tap
- Separate heated, refrigerated or neutral lower compartments with independent thermostats, insulated up-and-over doors. N. 4 pairs of "C"-shaped runners suitable for containers 1/1 GN (or submultiples) spaced 7.6 cm
- Mains supply: 230V, 50 Hz (60 Hz upon request), single-phase
- Bain-marie heating with heating element outside the well
- Dry heating: details and quotes upon request
- Ventilated refrigeration +4°C+10°C
- IPX5 digital control panel supplied as standard with independent thermostatic control - one thermostat for the well and for each heated or refrigerated compartment
- 3-m long coiled power cable, Schuko plug. For trolleys with power equal or above 3000W, the cable is supplied with no plug. For the plug, see optional item T200.
- All round grey non marking rubber bumpers
- 2 Fixed and 2 braked swivel castors with heavy-duty brackets, ø 16 cm; grey non marking rubber tread on centre with roller bearing hub



Optional + accessories: see pp. 120-121


Optional Gastronorms: see pp. 122-123



Art. 7365A1F1




Note: IPX5 digital control panel is supplied as standard in the Bain-Marie trolleys with refrigerated compartments



☰ = neutral ☀ = hot ❄ = cold


Article	GN	Lower compartments	Power	Max dim. cm
7360A0F1	2/1	❄	1450W	95x72x96 h
7365A0F2	3/1	❄ ❄	1800W	134x72x96 h
7365A1F1		☀ ❄	2150W	
7368A0F2	4/1	☰ ❄ ❄	2700W	172x72x96 h
7368A1F2		☀ ❄ ❄	3100W	
7368A2F1		☀ ☀ ❄	3600W	

Optional	Description	Suitable for
E	1 Set of 4 resilient wheels, 2 with brake for uneven floors / outdoor use	All articles
T200	Mobile plug 2P+E-6h/250V - 16 A - IP67 (IEC 309) - for powers up to 3450W	




LID

- Insulated lids, when open they can be used as support
- AISI 304 stainless steel sheet construction, brushed finish

Optional	Description	Typology	Suitable for		
C2	Heat-proof lids	opening to 180°	2x1/1 GN		
C3			3x1/1 GN		
L2		opening to 2/3 + 1/3	2x1/1 GN		
L3			3x1/1 GN		
S2		sliding	2x1/1 GN		
S3			3x1/1 GN		

SNEEZE GUARD

Optional		Description	Typology	Suitable for
PAR2L	2	Glass sneeze guard	Standard	2x1/1 GN
PAR2H	3		"Kid-service" opening	
PAR3L	2		Standard	3x1/1 GN
PAR3H	3		"Kid-service" opening	
PAR4L	2		Standard	4x1/1 GN
PAR4H	3		"Kid-service" opening	



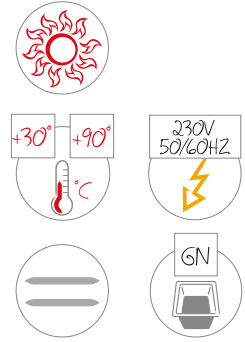
TRAY SLIDE SHELF

Optional	Description	Suitable for
ME2	Tray slide shelf, long side	2x1/1 GN
ME3		3x1/1 GN
ME4		4x1/1 GN



BAIN-MARIE CUPBOARD TROLLEYS - SEPARATE WELLS

- AISI 304 stainless steel sheet construction, brushed finish
- Polyurethane foam insulation panels
- Heat-proof pushing handles
- Separate Bain-Marie wells in pressed steel sheet with no sharp edges for up to 20 cm deep GN pans (not included)
- Separate Bain-Marie drain taps
- Single lower neutral compartment with up-and-over door
- Mains supply: 230V, 50/60 Hz, single-phase
- Heating both wet-bain-marie and dry (external resistance to the tank)
- Control panel with independent mechanical adjustable thermostatic control, one thermostat for each well
- 3-mt long coiled power cable, Schuko plug
- All round grey non marking rubber bumpers
- 2 Fixed and 2 braked swivel castors with heavy-duty brackets, ø 16 cm; grey non marking rubber tread on centre with roller bearing hub



Optional + accessories: see pp. 120-121

Optional Gastronorms: see pp. 122-123



Art. 7375A



= neutral

Article	GN	Lower compartment	Power	Max dim. cm
7370A	2x1/1		1200W	95x72x96 h
7375A	3x1/1		1800W	134x72x96 h
7378A	4x1/1		2400W	172x72x96 h


Optional	Description	Suitable for
E	1 Set of 4 resilient wheels, 2 with brake for uneven floors / outdoor use	All articles 1

LID

- Insulated lids, when open they can be used as support
- AISI 304 stainless steel sheet construction, brushed finish

Optional	Description	Typology	Suitable for		
C2	Lids	opening to 180°	2x1/1 GN		
C3			3x1/1 GN		
L2		opening to 2/3 + 1/3	2x1/1 GN		
L3			3x1/1 GN		
S2		sliding	2x1/1 GN		
S3			3x1/1 GN		

SNEEZE GUARD

Optional		Description	Typology	Suitable for
PAR2L	2	Glass sneeze guard	Standard	2x1/1 GN
PAR2H	3		"Kid-service" opening	
PAR3L	2		Standard	3x1/1 GN
PAR3H	3		"Kid-service" opening	
PAR4L	2		Standard	4x1/1 GN
PAR4H	3		"Kid-service" opening	



TRAY SLIDE SHELF

Optional	Description	Suitable for
ME2	Tray slide shelf, long side	2x1/1 GN
ME3		3x1/1 GN
ME4		4x1/1 GN



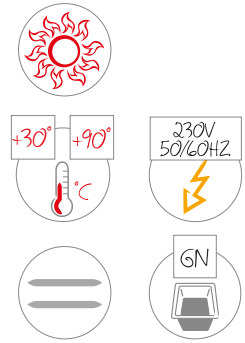
BAIN-MARIE CUPBOARD TROLLEYS - SEPARATE WELLS

- AISI 304 stainless steel sheet construction, brushed finish
- Polyurethane foam insulation panels
- Heat-proof pushing handles
- Separate Bain-Marie wells in pressed steel sheet with no sharp edges for up to 20 cm deep GN pans (not included)
- Separate Bain-Marie drain taps

- Separate heated or neutral lower compartments with independent thermostats, insulated up-and-over doors. N. 4 pairs of "C"-shaped runners suitable for containers 1/1 GN (or submultiples) spaced 7.6 cm
- Mains supply: 230V, 50/60 Hz, single-phase
- Heating both wet

- bain-marie and dry (external resistance to the tank)
- Control panel with independent mechanical adjustable thermostatic control, one thermostat for each heated well/ compartment
- 3-m long coiled power cable, Schuko plug. For trolleys with power equal or above 3000W, the cable is

- supplied with no plug. For the plug, see optional item T200.
- All round grey non marking rubber bumpers
- 2 Fixed and 2 braked swivel castors with heavy-duty brackets, ø 16 cm; grey non marking rubber tread on centre with roller bearing hub



Optional + accessories: see pp. 120-121

Optional Gastronorms: see pp. 122-123




Art. 7375A3

☐ = neutral ☀ = hot



Article	GN	Lower compartments	Power	Max dim. cm
7370A0		☐ ☐	1200W	95x72x96 h
7370A1	2x1/1	☐ ☀	1600W	
7370A2		☀ ☀	2000W	
7375A0	3x1/1	☐ ☐ ☐	1800W	134x72x96 h
7375A1		☐ ☐ ☀	2200W	
7375A2		☐ ☀ ☀	2600W	
7375A3	☀ ☀ ☀	3000W		
7378A0	4x1/1	☐ ☐ ☐ ☐	2400W	
7378A1		☐ ☐ ☐ ☀	2800W	
7378A2		☐ ☐ ☀ ☀	3200W	
7378A3		☐ ☀ ☀ ☀	3600W	
7378A4		☀ ☀ ☀ ☀	4000W	

Optional	Description	Suitable for
E	1 Set of 4 resilient wheels, 2 with brake for uneven floors / outdoor use	All articles
Optional	Description	
T200	Mobile plug 2P+E-6h/250V - 16 A - IP67 (IEC 309) - for powers up to 3450W	




LID

- Insulated lids, when open they can be used as support
- AISI 304 stainless steel sheet construction, brushed finish

Optional	Description	Typology	Suitable for		
C2	Lids	opening to 180°	2x1/1 GN		
C3			3x1/1 GN		
L2		opening to 2/3 + 1/3	2x1/1 GN		
L3			3x1/1 GN		
S2		sliding	2x1/1 GN		
S3			3x1/1 GN		

SNEEZE GUARD

Optional		Description	Typology	Suitable for
PAR2L	2	Glass sneeze guard	Standard	2x1/1 GN
PAR2H	3		"Kid-service" opening	
PAR3L	2		Standard	3x1/1 GN
PAR3H	3		"Kid-service" opening	
PAR4L	2		Standard	4x1/1 GN
PAR4H	3		"Kid-service" opening	



TRAY SLIDE SHELF

Optional	Description	Suitable for
ME2	Tray slide shelf, long side	2x1/1 GN
ME3		3x1/1 GN
ME4		4x1/1 GN



BAIN-MARIE CUPBOARD TROLLEYS - SEPARATE WELLS

- AISI 304 stainless steel sheet construction, brushed finish
- Polyurethane foam insulation panels
- Heat-proof pushing handles
- Separate Bain-Marie wells in pressed steel sheet with no sharp edges for up to 20 cm deep GN pans (not included)
- Separate Bain-Marie drain taps
- Separate heated,

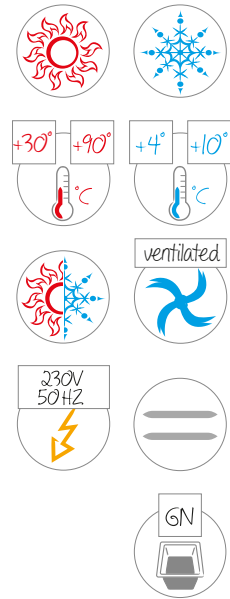
refrigerated or neutral lower compartments with independent thermostats, insulated up-and-over doors. N. 4 pairs of "C"-shaped runners suitable for containers 1/1 GN (or submultiples) spaced 7.6 cm

- Mains supply: 230V, 50 Hz (60 Hz upon request), single-phase
- Heating both wet bain-marie and dry (external resistance to the tank)

- Ventilated refrigeration +4°C+10°C
- IPX5 digital control panel supplied as standard with independent thermostatic control - one thermostat for each well and for each heated or refrigerated compartment
- 3-m long coiled power cable, Schuko plug. For trolleys with power equal or above 3000W, the cable is supplied with no plug. For the plug, see

optional item T200.

- All round grey non marking rubber bumpers
- 2 Fixed and 2 braked swivel castors with heavy-duty brackets, ø 16 cm; grey non marking rubber tread on centre with roller bearing hub



Optional + accessories: see pp. 120-121


Optional Gastronorms: see pp. 122-123



Art. 7375A1F1




Note: IPX5 digital control panel is supplied as standard in the Bain-Marie trolleys with refrigerated compartments



☰ = neutral ☀ = hot ❄ = cold



Article	GN	Lower compartments	Power	Max dim. cm
7370A0F1	2x1/1	❄	1450W	95x72x96 h
7375A0F2	3x1/1	❄ ❄	2100W	134x72x96 h
7375A1F1		☀ ❄	2450W	
7378A0F2	4x1/1	☰ ❄ ❄	2700W	172x72x96 h
7378A1F2		☀ ❄ ❄	3100W	
7378A2F1		☀ ☀ ❄	3600W	

Optional	Description	Suitable for
E	1 Set of 4 resilient wheels, 2 with brake for uneven floors / outdoor use	All articles
Optional	Description	
T200	Mobile plug 2P+E-6h/250V - 16 A - IP67 (IEC 309) - for powers up to 3450W	




LID

- Insulated lids, when open they can be used as support
- AISI 304 stainless steel sheet construction, brushed finish

Optional	Description	Typology	Suitable for		
C2	Lids	opening to 180°	2x1/1 GN		
C3			3x1/1 GN		
L2		opening to 2/3 + 1/3	2x1/1 GN		
L3			3x1/1 GN		
S2		sliding	2x1/1 GN		
S3			3x1/1 GN		

SNEEZE GUARD

Optional		Description	Typology	Suitable for
PAR2L	2	Glass sneeze guard	Standard	2x1/1 GN
PAR2H	3		"Kid-service" opening	
PAR3L	2		Standard	3x1/1 GN
PAR3H	3		"Kid-service" opening	
PAR4L	2		Standard	4x1/1 GN
PAR4H	3		"Kid-service" opening	



TRAY SLIDE SHELF

Optional	Description	Suitable for
ME2	Tray slide shelf, long side	2x1/1 GN
ME3		3x1/1 GN
ME4		4x1/1 GN



OPTIONAL CONTROL PANEL

- Control panel with IPX5 protection (*) ON/OFF digital switch thermostatic control
- (*) The IPX5 control panel is supplied as standard in the Bain-Marie trolleys featuring one or more lower refrigerated compartments or lower compartments with pressed runners ("GS" range).



Article	T0100	T0102	T0104	T0106	T0108	T0110	T0112	T0114	T0116
7360A	•								
7365A	•								
7368A	•								
7360A0	•								
7360A1		•							
7360A2			•						
7365A0	•								
7365A1		•							
7365A2			•						
7365A3				•					
7368A0	•								
7368A1		•							
7368A2			•						
7368A3				•					
7368A4					•				
7370A						•			
7375A									•
7370A0						•			
7370A1							•		
7370A2								•	
7375A0									•

OPTIONAL CONTROL PANEL

- Control panel with IPX5 protection (*) ON/OFF digital switch thermostatic control
- (*) The IPX5 control panel is supplied as standard in the Bain-Marie trolleys featuring one or more lower refrigerated compartments or lower compartments with pressed runners ("GS" range).



Article	T0118	T0120	T0122	T0124	T0126	T0128	T0130	T0132
7378A				•				
7375A1	•							
7375A2		•						
7375A3			•					
7378A0				•				
7378A1					•			
7378A2						•		
7378A3							•	
7378A4								•

OPTIONAL POWER PLUG

Optional	Description
T200	Power plug 2P+GND-6h/250V - 16A - IP67 (IEC 309) - for powers up to 3450W



OPTIONAL TOW BAR

Optional	Description
T-2018	Tow bar with coupler for all bain-marie cupboard trolleys Note: this item is not compatible with accessory sneeze guard: Art. PAR2L - PAR2H - PAR3L - PAR3H - PA4L - PAR4H



ACCESSORY EUTECTIC PLATE

Accessories	Description
T0030	GN eutectic plate (-10 °C) for neutral lower compartments

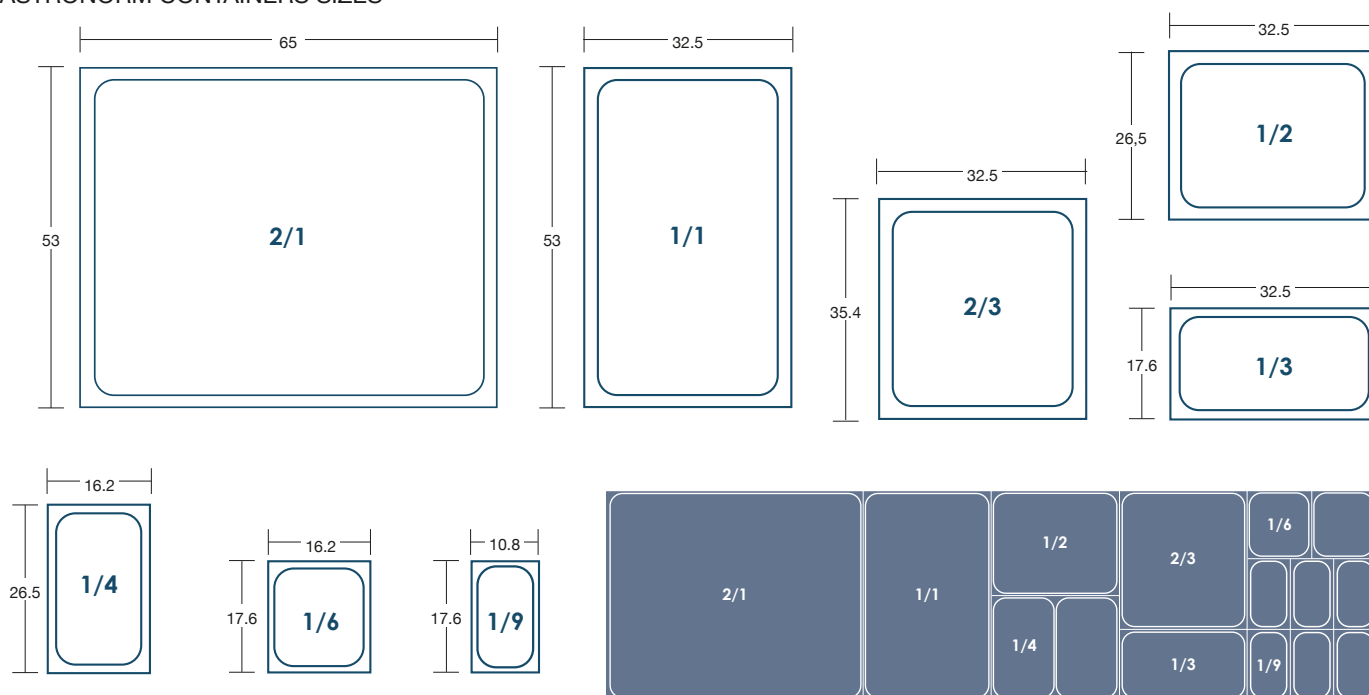


STAINLESS STEEL GASTRONORM CONTAINERS, LIDS AND DIVIDERS

Bain-Marie units for meal distribution, as well as self-service buffet trolleys, Bain-Marie trolleys and a few types of hotplates are designed in compliance with Gastronorm size standards. Stainless steel Gastronorm containers are widely used in the catering industry for food storage. Lids are also available. Dividers are needed to fit a number of containers into the trolley wells.



GASTRONORM CONTAINERS SIZES



LIDS FOR GASTRONORM CONTAINERS

Article	GN	Dim. max cm
B0190	1/1	32.5x53
B0290	2/3	32.5x35.4
B0390	1/2	26.5x32.5
B0490	1/3	17.6x32.5
B0590	1/4	26.5x16.2
B0690	1/6	17.6x16.2

DIVIDERS FOR GASTRONORM CONTAINERS

Article	GN	Dim. max cm
B0002	1/1	53
B0004	1/2	32.5

Article		GN	H cm	Max dim. cm
B0010		2/1	2	65x53
B0020			4	
B0030			6.5	
B0040			10	
B0050			15	
B0060			20	
B0110		1/1	2	32.5x53
B0120			4	
B0130			6.5	
B0140			10	
B0150			15	
B0160			20	
B0210		2/3	2	32.5x35.4
B0220			4	
B0230			6.5	
B0240			10	
B0250			15	
B0260			20	
B0310		1/2	2	26.5x32.5
B0320			4	
B0330			6.5	
B0340			10	
B0350			15	
B0360			20	
B0410		1/3	2	17.6x32.5
B0420			4	
B0430			6.5	
B0440			10	
B0450			15	
B0460			20	
B0510		1/4	2	26.5x16.2
B0520			4	
B0530			6.5	
B0540			10	
B0550			15	
B0560			20	
B0630		1/6	6.5	17.6x16.2
B0640			10	
B0650			15	
B0660			20	
B0730		1/9	6.5	17.6x10.8
B0740			10	




















Tableware handling trolleys

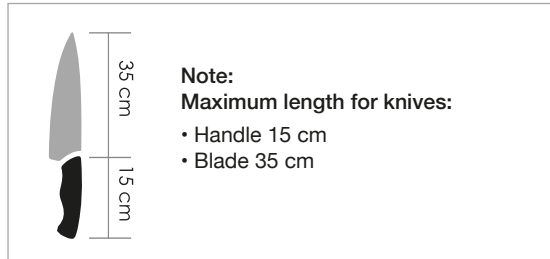
Knife sterilizers

Tray / pan trolleys

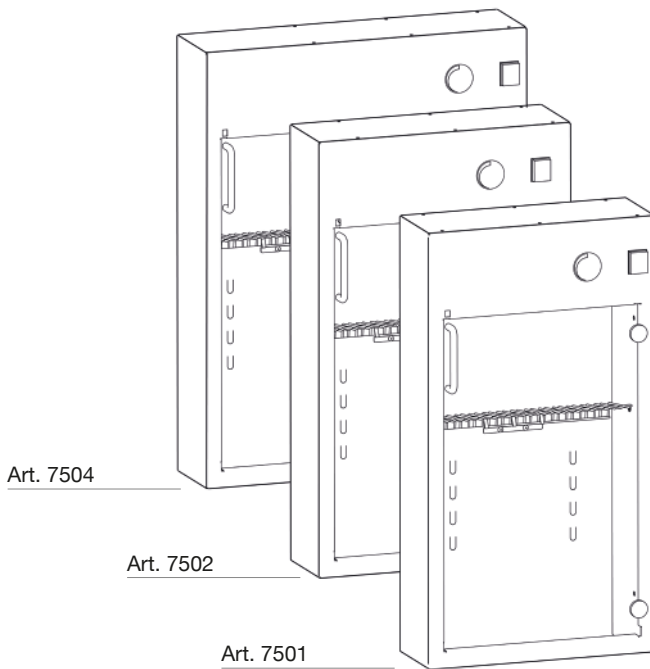
	UV KNIFE STERILIZERS _____	124
	PLATE WARMER CABINETS _____	125
	PLATE STACKERS _____	126
	PLATE / TRAY / GLASS TROLLEYS _____	128
	CROCKERY AND GLASSWARE DRAINING TROLLEYS _____	130
	HANGING DRAINERS _____	132
	TRAY/LID DRAINING TROLLEYS _____	133
	RACK STACKING TROLLEYS _____	134
	GN - EN TRAY TROLLEYS _____	136
	UNIVERSAL TRAY TROLLEYS _____	142
	GN - EN TRAY TROLLEYS _____	148
	CONTAINER TROLLEYS _____	149
	NEUTRAL TRAY/PAN MOBILE CUPBOARDS _____	155
	INSULATED HEATED/REFRIGERATED TRAY/PAN CUPBOARDS _____	156
	NEUTRAL - INSULATED - HEATED TRAY/PAN CUPBOARDS _____	162

UV KNIFE STERILIZERS

- Stainless steel structure
- Methacrylate door with anti UV dispersion and magnetic closure
- Steel wire knife rack
- Safety microswitch that automatically turns the lamp OFF when opening the door
- ON/OFF switch
- Adjustable timer: 0-60 minutes
- Mains supply: 230V, 50 Hz, single-phase



Art. 7502



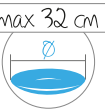
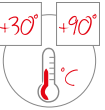
Art. 7504

Art. 7502

Art. 7501

Article	Knife qty.	Power	Max dim. cm
7501	12	16W	36x13x67 h
7502	14		40x13x67 h
7504	20		51x13x67 h

- Double skinned, stainless steel sheet construction insulated with expanded polyurethane panels
- Insulated double skinned hinged front doors opening to 180°, with mechanical key lock
- Internal perforated height-adjustable shelves
- Static heating
- ON/OFF switch with warning light
- Adjustable thermostat
- Mains supply: 230V, 50/60 Hz, single-phase
- Adjustable feet (Art. 9630)
- Swivel castors (Art. 9660 - 96100 - 96120)



Art. 9660



Art. 96120-F



Art. 9630

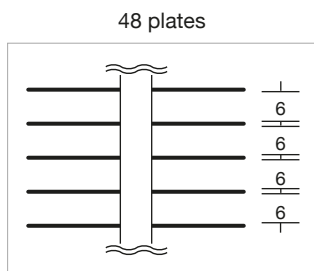
Article	Plate cap.	Max plate Ø cm	Doors	Shelves	Power	Max dim. cm
9630	30	32	1	1	400W	42x46x58 h
9660	60			42x46x94 h		
96100	100		2	2	800W	77x46x80 h
96120	120			77x46x94 h		

Optional	Description	Suitable for
F	Set with 2 braked castors	9660 - 96100 - 96120



COUNTERTOP PLATE STACKERS

- Black epoxy powder painted steel construction
- White rilsan plastic coated steel plate supports
- Adjustable feet



Art. 3019

Article	Plate capacity	Plate Ø cm	Max dim. cm
3020	48	18÷24	77x77x95 h
3021		24÷31	

Accessories		Description	Suitable for
A0252	1	PVC cover with zipper	All articles

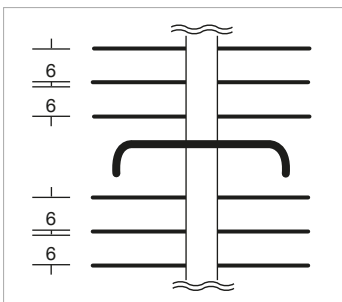


- Black epoxy powder painted steel construction
- White rilsan plastic coated steel plate support
- Pushing handles
- Swivel castors, ø 12.5 cm, 2 with brake



Art. 3011

96 plates



Article	Plate capacity	Plate Ø cm	Max dim. cm
3010	96	18÷24	77x77x180 h
3011	96	24÷31	

Accessories		Description	Suitable for
A0250	1	PVC cover with zipper	All articles



PLATE / TRAY TROLLEYS

- AISI 304 stainless steel 2x2 cm square tube frame
- AISI 304 stainless steel sheet side panels
- Inclined base to prevent sliding
- Additional lower stainless steel shelf (depending on the model)
- Grey rubber ring buffers
- Swivel castors, ø 12.5 cm



Art. 1270-F



Art. 1272-F + A0255



Art. 1272-F

Article	Shelves	Max dim. cm
1270	1	84x51x91 h
1272	2	84x51x116 h

Optional	Description	Suitable for
F	Set with 2 braked castors	All articles



Accessories	Description	Suitable for
A0254	PVC cover with zipper	1270
A0255		1272



- AISI 304 stainless steel 2x2 cm square tube frame
- AISI 304 stainless steel sheet side panels and base
- Inclined base to prevent from sliding
- AISI 304 stainless steel wire dividers (optional)
- Swivel castors, ø 12.5 cm, 2 with brake



Art. 1270PR-E + A0056(x2)



Art. 1270P + A0056(x2)

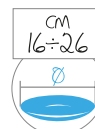
Article	Shelves	Max dim. cm
1270P	1	90x60x91 h
1270PR	2	90x60x102 h

Optional	Description	Suitable for
E	Set of 4 resilient castors, 2 with brake for uneven floors / outdoor use	All articles

Accessories	Description	Suitable for
A0056	AISI 304 stainless steel single removable wire divider	All articles
A0260	PVC cover with zipper	

CROCKERY AND GLASSWARE DRAINING TROLLEYS

- AISI 304 tainless steel 2x2 cm square tube frame, or 2.5x2.5 cm square tube frame (Art. 5034 - 5036 - 5038)
- Stainless steel sheet crockery racks with no sharp edges
- Removable thermoformed ABS glass racks with drip tray and watertight plug
- Swivel castors, ø 12.5 cm



Art. 5024-F



Art. 5020-F



Art. 5022-F

Article	Plate cap.	Plate Ø cm	Crockery racks	Glass racks	Max dim. cm
5002	180	16÷26	3	-	87x62x121 h
5004	120		2	1	
5006	60		1	2	
5020	216	16÷26	3	-	102x62x121 h
5022	144		2	1	
5024	72		1	2	
5034	216	16÷32	3	-	102x69x134 h
5036	144		2	1	
5038	72		1	2	

Optional	Description	Suitable for
F	Set with 2 braked castors	All articles

Accessories	Description	Suitable for
A0282	PVC cover with zipper	5002 - 5004 - 5006
A0284		5020 - 5022 - 5024
A0289		5034 - 5036 - 5038



1



2

- AISI 304 stainless steel 2x2 cm square tube frame
- Stainless steel sheet crockery racks with no sharp edges
- Removable thermoformed ABS glass racks with drip tray and watertight plug
- Swivel castors, ø 12.5 cm



Art. 5026-F



Art. 5032-F

Article	Plate cap.	Plate Ø cm	Crockery racks	Glass racks	Max dim. cm
5012	240	16÷26	4	-	87x62x159 h
5014	180		3	1	
5016	120		2	2	
5018	60		1	3	
5026	288	16÷26	4	-	102x62x159 h
5028	216		3	1	
5030	144		2	2	
5032	72		1	3	


Optional		Description	Suitable for
F	1	Set with 2 braked castors	All articles

Accessories		Description	Suitable for
A0286	2	PVC cover with zipper	5012 - 5014 5016 - 5018
A0288			5026 - 5028 5030 - 5032




HANGING DRAINERS

- AISI 304 stainless steel 2x2 cm square tube frame
- Stainless steel sheet crockery racks with no sharp edges
- Stainless steel sheet glass racks with drip tray
- Hardware for wall-mounting not included



Art. 5062




Art. 5064




Art. 5066

Article	Plate cap.	Plate Ø	Crockery racks	Glass racks	Max dim. cm
5052	60	16÷32	2	-	83x42x48 h
5054	30		1	1	
5056	-	-	-	2	
5062	72	16÷32	2	-	98x42x48 h
5064	36		1	1	
5066	-	-	-	2	

- AISI 304 stainless steel 2.5x2.5 cm square tube frame
- Stainless steel wire dividers
- Thermoformed ABS lower drip tray with watertight plug
- Swivel castors, ø 12.5 cm



Art. 2264

Article	Tray/lid capacity	Max dim. cm
2264	60	102x62x143 h
Optional	Description	
F	Set with 2 braked castors	
Accessories	Description	
A0270	PVC cover with zipper	

RACK STACKING TROLLEYS

- Linear polyethylene support with drain hole and plug (Art. 2205P - 2206P)
- Stainless steel base (Art. 2202P - 2203P - 2207P - 2208P)
- ABS plastic base (Art. 1837)
- Stainless steel handle (depending on the model)
- Swivel castors ø 9.5 cm
- Swivel castors ø 10 cm (Art. 1837)



Art. 2205P



Art. 2207P



Art. 2206P



Art. 2202P



Art. 1837

Article	Description	Material	Base dim. cm	Max dim. cm
2205P	Base with handle	Polyethylene	51x51	75x58x85 h
2206P	Base only			58x58x19 h
2207P	Base with handle	Stainless steel	51x51	61x52x95 h
2208P	Base only			52x52x19 h
2202P	Base with handle	Stainless steel	61x41	71x42x95 h
2203P	Base only			62x42x19 h
1837	Base only	Plastic	62x41	62x41x15.5 h


Optional	Description	Suitable for
F	1 Set with 2 braked castors	All articles (except art. 1837)



- AISI 304 stainless steel 2x2 cm square tube frame with bolted cross-members
- Stainless steel sheet "L"-shaped runners
- Suitable for dishwasher glass rack (dim. 51x51 cm)
- Grey rubber ring buffers
- Swivel castors, ø 12.5 cm




Art. 1498.5



Runner detail

Article	Runner qty	Shelf-spacing cm	Max dim. cm
1498.5	5	30	64x60x184 h
1498.6	6	26	
1498.7	7	22	

Optional	Description	Suitable for
F	Set with 2 braked castors	All articles



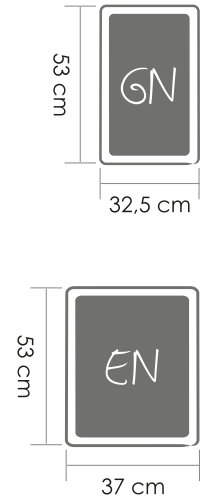
Accessories	Description	Suitable for
A0278	PVC cover with zipper	All articles

GN / EN TRAY TROLLEYS

- AISI 304 stainless steel 2x2 cm square tube construction with bolted cross-members
- Stainless steel sheet "L"-shaped runners suitable for GN or EN trays (depending on the model)
- Grey rubber ring buffers
- Swivel castors, ø 12.5 cm




Art. 1475GN



Article	Tray capacity	Runners	Shelf spacing cm	Max dim. cm
1470GN	10 GN 1/1	L		45x60x150 h
1472GN	12 GN 1/1			45x60x172 h
1475GN	20 GN 1/1			80x60x150 h
1477GN	24 GN 1/1			80x60x172 h
1480GN	30 GN 1/1			116x60x150 h
1482GN	36 GN 1/1			116x60x172 h
1470EN	10 EN			49x60x150 h
1472EN	12 EN			49x60x172 h
1475EN	20 EN			89x60x150 h
1477EN	24 EN			89x60x172 h
1480EN	30 EN			129x60x150 h
1482EN	36 EN			129x60x172 h

Optional	Description	Suitable for
F	1 Set with 2 braked castors	All articles
E	2 Set with 4 resilient castors, 2 with brake, for uneven floors / outdoor use	
Accessories	Description	Suitable for
A050GN	3 Removable stainless steel container (1 for each column)	GN models
A050EN		EN models



GN - EN TRAY TROLLEYS WITH AISI 304 STAINLESS STEEL PANELS

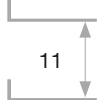
- AISI 304 stainless steel 2x2 cm square tube construction with bolted cross-members
- Stainless steel sheet "L"-shaped runners suitable for GN or EN trays (depending on the model)
- AISI 304 stainless steel sheet panels
- Grey rubber ring buffers
- Swivel castors, ø 12.5 cm

Stainless steel



Art. 1470GN-PI


• GN - EN TRAY TROLLEYS WITH PANELS ON 2 SIDES

Article	Tray capacity	Runners	Shelf spacing cm	Max dim. cm
1470GN-PI	10 GN 1/1	L		45x60x150 h
1472GN-PI	12 GN 1/1			45x60x172 h
1475GN-PI	20 GN 1/1			80x60x150 h
1477GN-PI	24 GN 1/1			80x60x172 h
1480GN-PI	30 GN 1/1			116x60x150 h
1482GN-PI	36 GN 1/1			116x60x172 h
1470EN-PI	10 EN			49x60x150 h
1472EN-PI	12 EN			49x60x172 h
1475EN-PI	20 EN			89x60x150 h
1477EN-PI	24 EN			89x60x172 h
1480EN-PI	30 EN			129x60x150 h
1482EN-PI	36 EN			129x60x172 h



Art. 1476GN

• GN - EN TRAY TROLLEYS WITH PANELS ON 3 SIDES - TOP SHELF WITH RAILS

Article	Tray capacity	Runners	Shelf spacing cm	Max dim. cm
1471GN	10 GN 1/1	L		45x60x150 h
1474GN	12 GN 1/1			45x60x172 h
1476GN	20 GN 1/1			80x60x150 h
1478GN	24 GN 1/1			80x60x172 h
1481GN	30 GN 1/1			116x60x150 h
1483GN	36 GN 1/1			116x60x172 h
1471EN	10 EN			49x60x150 h
1474EN	12 EN			49x60x172 h
1476EN	20 EN			89x60x150 h
1478EN	24 EN			89x60x172 h
1481EN	30 EN			129x60x150 h
1483EN	36 EN			129x60x172 h

Optional	Description	Suitable for
F	1 Set with 2 braked castors	All articles
E	2 Set with 4 resilient castors, 2 with brake, for uneven floors / outdoor use	
Accessories	Description	Suitable for
A050GN	3 Removable stainless steel container (1 for each columnn)	GN models with panels on 2 sides
A050EN		EN models with panels on 2 sides



GN - EN TRAY TROLLEYS - OAK STAINED PANELS

- AISI 304 stainless steel 2x2 cm square tube construction with bolted cross-members
- Stainless steel sheet "L"-shaped runners suitable for GN or EN trays (depending on the model)
- Oak stained melamine-faced panels
- Grey rubber ring buffers
- Swivel castors, ø 12.5 cm



Art. 1475GN-PN

• GN - EN TRAY TROLLEYS WITH PANELS ON 2 SIDES

Article	Tray capacity	Runners	Shelf spacing cm	Max dim. cm
1470GN-PN	10 GN 1/1	L	11	45x60x150 h
1472GN-PN	12 GN 1/1			45x60x172 h
1475GN-PN	20 GN 1/1			80x60x150 h
1477GN-PN	24 GN 1/1			80x60x172 h
1480GN-PN	30 GN 1/1			116x60x150 h
1482GN-PN	36 GN 1/1			116x60x172 h
1470EN-PN	10 EN			49x60x150 h
1472EN-PN	12 EN			49x60x172 h
1475EN-PN	20 EN			89x60x150 h
1477EN-PN	24 EN			89x60x172 h
1480EN-PN	30 EN			129x60x150 h
1482EN-PN	36 EN			129x60x172 h

• GN - EN TRAY TROLLEYS WITH PANELS ON 3 SIDES - TOP SHELF WITH RAILS



Art. 1476SGN-F

Article	Tray capacity	Runners	Shelf spacing cm	Max dim. cm
1471SGN	10 GN 1/1	L	11	45x60x150 h
1474SGN	12 GN 1/1			45x60x172 h
1476SGN	20 GN 1/1			80x60x150 h
1478SGN	24 GN 1/1			80x60x172 h
1481SGN	30 GN 1/1			116x60x150 h
1483SGN	36 GN 1/1			116x60x172 h
1471SEN	10 EN			49x60x150 h
1474SEN	12 EN			49x60x172 h
1476SEN	20 EN			89x60x150 h
1478SEN	24 EN			89x60x172 h
1481SEN	30 EN			129x60x150 h
1483SEN	36 EN			129x60x172 h

Optional	Description	Suitable for
F	1 Set with 2 braked castors	All articles
E	2 Set with 4 resilient castors, 2 with brake, for uneven floors / outdoor use	
Accessories	Description	Suitable for
A050GN	3 Removable stainless steel container (1 for each column)	GN models with panels on 2 sides
A050EN		EN models with panels on 2 sides



GN - EN TRAY TROLLEYS - TOBACCO OAK STAINED PANELS

- AISI 304 stainless steel 2x2 cm square tube construction with bolted cross-members
- Stainless steel sheet "L"-shaped runners suitable for GN or EN trays (depending on the model)
- Tobacco oak stained melamine-faced panels
- Grey rubber ring buffers
- Swivel castors, ø 12.5 cm

Tobacco oak



Art. 1475GN-PNT

• GN - EN TRAY TROLLEYS WITH PANELS ON 2 SIDES

Article	Tray capacity	Runners	Shelf spacing cm	Max dim. cm
1470GN-PNT	10 GN 1/1	L		45x60x150 h
1472GN-PNT	12 GN 1/1			45x60x172 h
1475GN-PNT	20 GN 1/1			80x60x150 h
1477GN-PNT	24 GN 1/1			80x60x172 h
1480GN-PNT	30 GN 1/1			116x60x150 h
1482GN-PNT	36 GN 1/1			116x60x172 h
1470EN-PNT	10 EN			49x60x150 h
1472EN-PNT	12 EN			49x60x172 h
1475EN-PNT	20 EN			89x60x150 h
1477EN-PNT	24 EN			89x60x172 h
1480EN-PNT	30 EN			129x60x150 h
1482EN-PNT	36 EN			129x60x172 h

• GN - EN TRAY TROLLEYS WITH PANELS ON 3 SIDES - TOP SHELF WITH RAILS



Art. 1476SGNT-F

Article	Tray capacity	Runners	Shelf spacing cm	Max dim. cm
1471SGNT	10 GN 1/1	L		45x60x150 h
1474SGNT	12 GN 1/1			45x60x172 h
1476SGNT	20 GN 1/1			80x60x150 h
1478SGNT	24 GN 1/1			80x60x172 h
1481SGNT	30 GN 1/1			116x60x150 h
1483SGNT	36 GN 1/1			116x60x172 h
1471SENT	10 EN			49x60x150 h
1474SENT	12 EN			49x60x172 h
1476SENT	20 EN			89x60x150 h
1478SENT	24 EN			89x60x172 h
1481SENT	30 EN			129x60x150 h
1483SENT	36 EN			129x60x172 h

Optional	Description	Suitable for								
F	1 Set with 2 braked castors	All articles								
E	2 Set with 4 resilient castors, 2 with brake, for uneven floors / outdoor use									
<table border="1"> <thead> <tr> <th>Accessories</th> <th>Description</th> <th>Suitable for</th> </tr> </thead> <tbody> <tr> <td>A050GN</td> <td rowspan="2">3 Removable stainless steel container (1 for each column)</td> <td>GN models with panels on 2 sides</td> </tr> <tr> <td>A050EN</td> <td>EN models with panels on 2 sides</td> </tr> </tbody> </table>			Accessories	Description	Suitable for	A050GN	3 Removable stainless steel container (1 for each column)	GN models with panels on 2 sides	A050EN	EN models with panels on 2 sides
Accessories	Description	Suitable for								
A050GN	3 Removable stainless steel container (1 for each column)	GN models with panels on 2 sides								
A050EN		EN models with panels on 2 sides								



GN - EN TRAY TROLLEYS - WHITE STAINED PANELS

- AISI 304 stainless steel 2x2 cm square tube construction with bolted cross-members
- Stainless steel sheet "L"-shaped runners suitable for GN or EN trays (depending on the model)
- White stained melamine-faced panels / white painted electrogalvanized sheet metal
- Grey rubber ring buffers
- Swivel castors, ø 12.5 cm



Art. 1470GN-PNB

• GN - EN TRAY TROLLEYS WITH PANELS ON 2 SIDES

Article	Tray capacity	Runners	Shelf spacing cm	Max dim. cm
1470GN-PNB	10 GN 1/1	L	11	45x60x150 h
1472GN-PNB	12 GN 1/1			45x60x172 h
1475GN-PNB	20 GN 1/1			80x60x150 h
1477GN-PNB	24 GN 1/1			80x60x172 h
1480GN-PNB	30 GN 1/1			116x60x150 h
1482GN-PNB	36 GN 1/1			116x60x172 h
1470EN-PNB	10 EN			49x60x150 h
1472EN-PNB	12 EN			49x60x172 h
1475EN-PNB	20 EN			89x60x150 h
1477EN-PNB	24 EN			89x60x172 h
1480EN-PNB	30 EN			129x60x150 h
1482EN-PNB	36 EN			129x60x172 h

• GN - EN TRAY TROLLEYS WITH PANELS ON 3 SIDES - TOP SHELF WITH RAILS



Art. 1476SENB-F

Article	Tray capacity	Runners	Shelf spacing cm	Max dim. cm
1471SGNB	10 GN 1/1	L	11	45x60x150 h
1474SGNB	12 GN 1/1			45x60x172 h
1476SGNB	20 GN 1/1			80x60x150 h
1478SGNB	24 GN 1/1			80x60x172 h
1481SGNB	30 GN 1/1			116x60x150 h
1483SGNB	36 GN 1/1			116x60x172 h
1471SENB	10 EN			49x60x150 h
1474SENB	12 EN			49x60x172 h
1476SENB	20 EN			89x60x150 h
1478SENB	24 EN			89x60x172 h
1481SENB	30 EN			129x60x150 h
1483SENB	36 EN			129x60x172 h

Optional	Description	Suitable for
F	1 Set with 2 braked castors	All articles
E	2 Set with 4 resilient castors, 2 with brake, for uneven floors / outdoor use	
Accessories	Description	Suitable for
A050GN	3 Removable stainless steel container (1 for each column)	GN models with panels on 2 sides
A050EN		EN models with panels on 2 sides





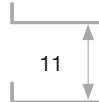
- AISI 304 stainless steel 2x2 cm square tube construction with bolted cross-members
- Stainless steel sheet “L”-shaped runners suitable for GN or EN trays (depending on the model)
- White stained melamine-faced panels / white painted electrogalvanized sheet metal covered with adhesive PVC, with water-proof UV-resistant customizable digital print
- Grey rubber ring buffers
- Swivel castors, ø 12.5 cm




Art. 1470GN-ADV-F + A050GN

customizable

CUSTOMIZABLE WATER-PROOF
UV-RESISTANT DIGITAL PRINT
NOTE: the file containing the
image should be provided by you

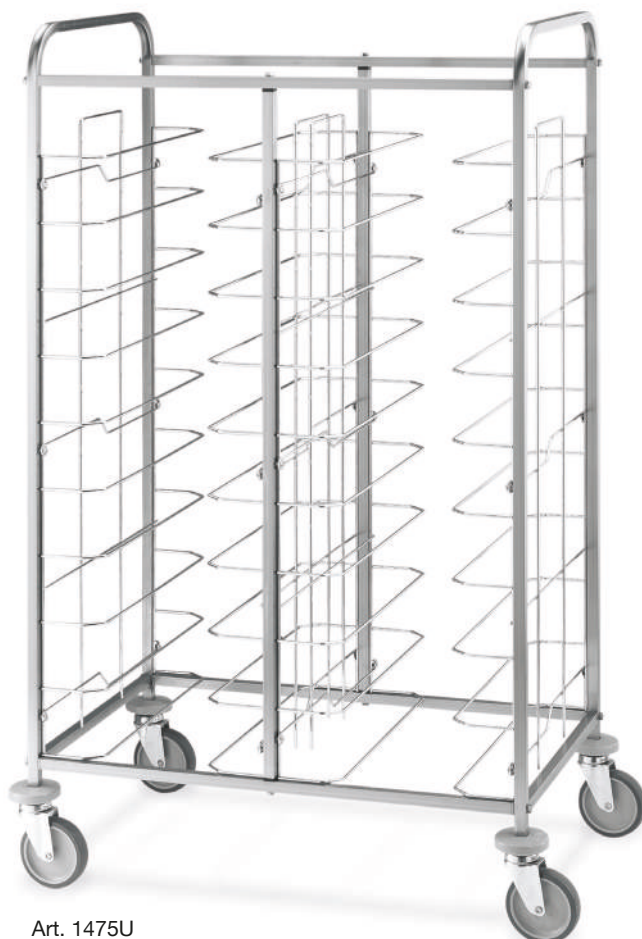
Article	Tray capacity	Runners	Shelf spacing cm	Max dim. cm
1470GN-ADV	10 GN 1/1	L		45x60x150 h
1472GN-ADV	12 GN 1/1			45x60x172 h
1475GN-ADV	20 GN 1/1			80x60x150 h
1477GN-ADV	24 GN 1/1			80x60x172 h
1480GN-ADV	30 GN 1/1			116x60x150 h
1482GN-ADV	36 GN 1/1			116x60x172 h
1470EN-ADV	10 EN			49x60x150 h
1472EN-ADV	12 EN			49x60x172 h
1475EN-ADV	20 EN			89x60x150 h
1477EN-ADV	24 EN			89x60x172 h
1480EN-ADV	30 EN			129x60x150 h
1482EN-ADV	36 EN			129x60x172 h

Optional	Description	Suitable for
F	1 Set with 2 braked castors	All articles 
E	2 Set with 4 resilient castors, 2 with brake, for uneven floors / outdoor use	

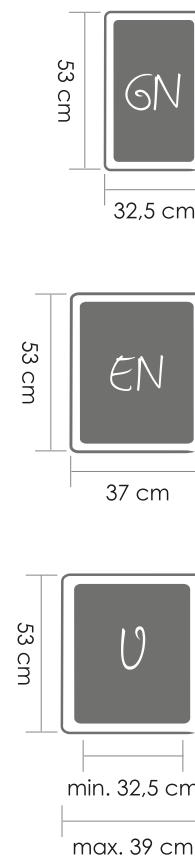
Accessories	Description	Suitable for
A050GN	3 Stainless steel removable container (1 for each column)	GN models
A050EN		EN models

UNIVERSAL TRAY TROLLEYS




- AISI 304 stainless steel 2x2 cm square tube construction with bolted cross-members
- Chrome-plated steel wire supports suitable for trays having a maximum dimension of 53x39 cm even in different sizes and shapes
- Grey rubber ring buffers
- Swivel castors, ø 12.5 cm



Art. 1475U



Article	Tray capacity	Runners	Shelf spacing cm	Max dim. cm
1470U	10 U	Wire		52x60x159 h
1472U	12 U			52x60x183 h
1475U	20 U			95x60x159 h
1477U	24 U			95x60x183 h
1480U	30 U			138x60x159 h
1482U	36 U			138x60x183 h

Optional	Description	Suitable for
F	1 Set with 2 braked castors	All articles  
E	2 Set with 4 resilient castors, 2 with brake, for uneven floors / outdoor use	
Accessories	Description	Suitable for
A050U	3 Removable stainless steel Universal-size container (1 for each column)	All articles 

UNIVERSAL TRAY TROLLEYS WITH AISI 304 STAINLESS STEEL PANELS

- AISI 304 stainless steel 2x2 cm square tube construction with bolted cross-members
- Chrome-plated steel wire supports suitable for trays having a maximum dimension of 53x39 cm even in different sizes and shapes
- AISI 304 stainless steel panels
- Grey rubber ring buffers
- Swivel castors, ø 12.5 cm

Stainless steel



Art. 1475U-PI

• UNIVERSAL TRAY TROLLEYS WITH PANELS ON 2 SIDES

Article	Tray capacity	Runners	Shelf spacing cm	Max dim. cm
1470U-PI	10 U	Wire		52x60x159 h
1472U-PI	12 U			52x60x183 h
1475U-PI	20 U			95x60x159 h
1477U-PI	24 U			95x60x183 h
1480U-PI	30 U			138x60x159 h
1482U-PI	36 U			138x60x183 h



Art. 1476U

• UNIVERSAL TRAY TROLLEYS WITH PANELS ON 3 SIDES - TOP SHELF WITH RAILS

Article	Tray capacity	Runners	Shelf spacing cm	Max dim. cm
1471U	10 U	Wire		52x60x159 h
1474U	12 U			52x60x183 h
1476U	20 U			95x60x159 h
1478U	24 U			95x60x183 h
1481U	30 U			138x60x159 h
1483U	36 U			138x60x183 h

Optional	Description	Suitable for
F	1 Set with 2 braked castors	All articles
E	2 Set with 4 resilient castors, 2 with brake, for uneven floors / outdoor use	
Accessories	Description	Suitable for
A050U	3 Removable stainless steel Universal-size container (1 for each column)	All articles with panels on 2 sides



UNIVERSAL TRAY TROLLEYS - OAK STAINED PANELS

- AISI 304 stainless steel 2x2 cm square tube construction with bolted cross-members
- Chrome-plated steel wire supports suitable for trays having a maximum dimension of 53x39 cm even in different sizes and shapes
- Oak stained melamine-faced panels
- Grey rubber ring buffers
- Swivel castors, ø 12.5 cm



Art. 1470U-PN

• UNIVERSAL TRAY TROLLEYS WITH PANELS ON 2 SIDES

Article	Tray capacity	Runners	Shelf spacing cm	Max dim. cm
1470U-PN	10 U	Wire		52x60x159 h
1472U-PN	12 U			52x60x183 h
1475U-PN	20 U			95x60x159 h
1477U-PN	24 U			95x60x183 h
1480U-PN	30 U			138x60x159 h
1482U-PN	36 U			138x60x183 h



Art. 1471SU

• UNIVERSAL TRAY TROLLEYS WITH PANELS ON 3 SIDES - TOP SHELF WITH RAILS

Article	Tray capacity	Runners	Shelf spacing cm	Max dim. cm
1471SU	10 U	Wire		52x60x159 h
1474SU	12 U			52x60x183 h
1476SU	20 U			95x60x159 h
1478SU	24 U			95x60x183 h
1481SU	30 U			138x60x159 h
1483SU	36 U			138x60x183 h

Optional	Description	Suitable for
F	1 Set with 2 braked castors	All articles
E	2 Set with 4 resilient castors, 2 with brake, for uneven floors / outdoor use	
Accessories	Description	Suitable for
A050U	3 Removable stainless steel Universal-size container (1 for each column)	All articles with panels on 2 sides



UNIVERSAL TRAY TROLLEYS - TOBACCO OAK STAINED PANELS

- AISI 304 stainless steel 2x2 cm square tube construction with bolted cross-members
- Chrome-plated steel wire supports suitable for trays having a maximum dimension of 53x39 cm even in different sizes and shapes
- Tobacco oak stained melamine-faced panels
- Grey rubber ring buffers
- Swivel castors, ø 12.5 cm

Tobacco oak



Art. 1470U-PNT-F + A050U

• UNIVERSAL TRAY TROLLEYS WITH PANELS ON 2 SIDES

Article	Tray capacity	Runners	Shelf spacing cm	Max dim. cm
1470U-PNT	10 U	Wire		52x60x159 h
1472U-PNT	12 U			52x60x183 h
1475U-PNT	20 U			95x60x159 h
1477U-PNT	24 U			95x60x183 h
1480U-PNT	30 U			138x60x159 h
1482U-PNT	36 U			138x60x183 h




Art. 1476SUT-F

• UNIVERSAL TRAY TROLLEYS WITH PANELS ON 3 SIDES - TOP SHELF WITH RAILS

Article	Tray capacity	Runners	Shelf spacing cm	Max dim. cm
1471SUT	10 U	Wire		52x60x159 h
1474SUT	12 U			52x60x183 h
1476SUT	20 U			95x60x159 h
1478SUT	24 U			95x60x183 h
1481SUT	30 U			138x60x159 h
1483SUT	36 U			138x60x183 h

Optional		📷	Description	Suitable for
F	1		Set with 2 braked castors	All articles
E	2		Set with 4 resilient castors, 2 with brake, for uneven floors / outdoor use	
Accessories		📷	Description	Suitable for
A050U	3		Removable stainless steel Universal-size container (1 for each column)	All articles with panels on 2 sides



UNIVERSAL TRAY TROLLEYS - WHITE STAINED PANELS

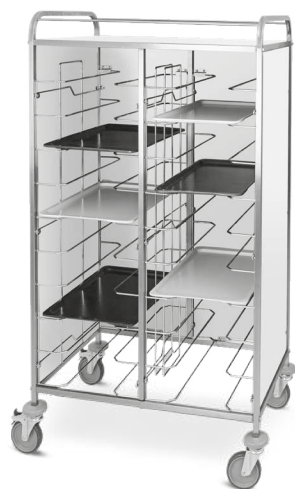
- AISI 304 stainless steel 2x2 cm square tube construction with bolted cross-members
- Chrome-plated steel wire supports suitable for trays having a maximum dimension of 53x39 cm even in different sizes and shapes
- White stained melamine-faced panels / white painted electrogalvanized sheet metal
- Grey rubber ring buffers
- Swivel castors, ø 12.5 cm



Art. 1470U-PNB-F

• UNIVERSAL TRAY TROLLEYS WITH PANELS ON 2 SIDES

Article	Tray capacity	Runners	Shelf spacing cm	Max dim. cm
1470U-PNB	10 U	Wire		52x60x159 h
1472U-PNB	12 U			52x60x183 h
1475U-PNB	20 U			95x60x159 h
1477U-PNB	24 U			95x60x183 h
1480U-PNB	30 U			138x60x159 h
1482U-PNB	36 U			138x60x183 h



Art. 1476SUB-F

• UNIVERSAL TRAY TROLLEYS WITH PANELS ON 3 SIDES - TOP SHELF WITH RAILS

Article	Tray capacity	Runners	Shelf spacing cm	Max dim. cm
1471SUB	10 U	Wire		52x60x159 h
1474SUB	12 U			52x60x183 h
1476SUB	20 U			95x60x159 h
1478SUB	24 U			95x60x183 h
1481SUB	30 U			138x60x159 h
1483SUB	36 U			138x60x183 h

Optional	Description	Suitable for
F	1 Set with 2 braked castors	All articles
E	2 Set with 4 resilient castors, 2 with brake, for uneven floors / outdoor use	



Accessories	Description	Suitable for
A050U	3 Removable stainless steel Universal-size container (1 for each column)	All articles with panels on 2 sides



UNIVERSAL TRAY TROLLEYS - CUSTOMIZED PANELS ON 2 SIDES



- AISI 304 stainless steel 2x2 cm square tube construction with bolted cross-members
- Chrome-plated steel wire supports suitable for trays having a maximum dimension of 53x39 cm even in different sizes and shapes
- White stained melamine-faced panels / white painted electrogalvanized sheet metal covered with adhesive PVC, with water-proof UV-resistant customizable digital print
- Grey rubber ring buffers
- Swivel castors, ø 12.5 cm



customizable

CUSTOMIZABLE WATER-PROOF
UV-RESISTANT DIGITAL PRINT
NOTE: the file containing the
image should be provided by you

Art. 1470U-ADV-F

Article	Tray capacity	Runners	Shelf spacing cm	Max dim. cm
1470U-ADV	10 U	Wire		52x60x159 h
1472U-ADV	12 U			52x60x183 h
1475U-ADV	20 U			95x60x159 h
1477U-ADV	24 U			95x60x183 h
1480U-ADV	30 U			138x60x159 h
1482U-ADV	36 U			138x60x183 h

Optional	Description	Suitable for
F	1 Set with 2 braked castors	All articles
E	2 Set with 4 resilient castors, 2 with brake, for uneven floors / outdoor use	
Accessories	Description	Suitable for
A050U	3 Removable stainless steel Universal-size container (1 for each column)	All articles

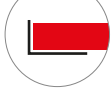
GN / EN TRAY TROLLEYS

- AISI 304 stainless steel 2.5x2.5 cm square tube construction with bolted cross-members
- Stainless steel sheet "L"-shaped runners
- Grey rubber ring buffers
- Swivel castors, ø 12.5 cm



SUITABLE FOR GN/EN
AND EURO THERM TRAYS

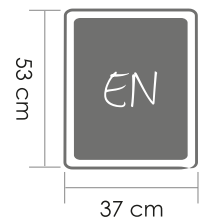
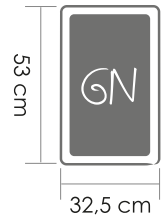
eurotherm
trays



GN/EN
trays

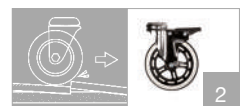


Art. 1494-GN-F



Article	Tray capacity	Runners	Shelf spacing cm	Max dim. cm
1494-GN	12 GN 1/1	L	12	45x60x190 h
1495-GN	24 GN 1/1			81x60x190 h
1494-EN	12 EN			50x60x190 h
1495-EN	24 EN			90x60x190 h

Optional	Description	Suitable for
F	1 Set with 2 braked castors	All articles
E	2 Set with 4 resilient castors, 2 with brake, for uneven floors / outdoor use	



Accessories	Description	Suitable for
A050GN	3 Removable stainless steel container (1 for each column)	GN models
A050EN		EN models

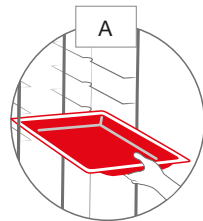


3

- AISI 304 stainless steel 2x2 cm square tube construction with bolted cross-members
- Stainless steel wire supports
- Suitable for GN trays and containers
- Stainless steel top (Art. 2080 - 2082)
- Grey rubber ring buffers (Art. 2090 - 2092)
- Swivel castors - ø 9.5 cm (Art. 2080 - 2082) or ø 12.5 cm (Art. 2090 - 2092)



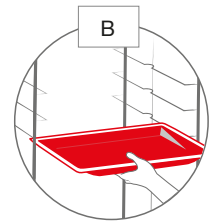
Art. 2080-F



1/1 GN
TRAYS-CONTAINERS
SHORT-SIDE LOADING



Art. 2092



2/1 GN
TRAYS-CONTAINERS
LONG-SIDE LOADING

Article	Tray-container capacity	Runners	Shelf spacing cm	Max dim. cm
2080	9 GN 1/1	Wire		42x59x87 h
2082	9 GN 2/1			62x69x87 h
2090	20 GN 1/1			47x63x181 h
2092	20 GN 2/1			67x73x181 h

Optional	Description	Suitable for
F	Set with 2 braked castors	2080 - 2082
F		2090 - 2092

Accessories	Description	Suitable for
A0170	1/1 GN stainless steel wire shelf	2080 - 2090
A0171	2/1 GN stainless steel wire shelf	2082 - 2092

GN CONTAINER TROLLEYS - "C"- SHAPED RUNNERS

- AISI 304 stainless steel 2x2 cm square tube construction with bolted cross-members
- "C"-shaped stainless steel sheet runners to prevent containers from overturning
- Suitable for GN containers
- Stainless steel top (Art. 2073 - 2074 - 2073D)
- Grey rubber ring buffers
- Swivel castors \varnothing cm 9.5 (Art. 2073 - 2074 - 2073D) or \varnothing cm 12.5 (Art. 2070 - 2071 - 2072)




Art. 2071



Art. 2072-F





Art. 2073D

Article	Container capacity	Runners	Shelf spacing cm	Max dim. cm
2073	8 GN 1/1	C	 7.5	44x60x85 h
2074	8 GN 2/1			65x72x85 h
2073D	8+8 GN 1/1			80x60x89 h
2070	14 GN 1/1		8.5	44x60x163 h
2071	18 GN 1/1		7.5	44x60x176 h
2072	14 GN 2/1		8.5	65x72x163 h

Optional		Description	Suitable for
F	2	Set with 2 braked castors	2073 - 2074 - 2073D
F	1		2070 - 2071 - 2072

Accessories		Description	Suitable for
A0170	3	1/1 GN stainless steel wire shelf	2070 - 2071 - 2073 - 2073D
A0171	4	2/1 GN stainless steel wire shelf	2072 - 2074

GN CONTAINER TROLLEYS - "C"- SHAPED RUNNERS






- AISI 304 stainless steel 2x2 cm square tube construction with bolted cross-members
- "C"-shaped stainless steel sheet runners with end stops to prevent containers from sliding and overturning
- Suitable for GN containers
- "S" version with welded structure, crosspieces and flaps
- Grey rubber ring buffers
- Swivel castors, ø 12.5 cm








Art. 2062-F



Art. 2060-F

Article	Container capacity	Runners	Shelf spacing cm		Max dim. cm
2060	18 GN 2/1			Unassembled	65x73x180 h
2060S				Welded	
2062	18 GN 1/1			Unassembled	45x61x180 h
2062S				Welded	

Optional		Description	Suitable for
F	1	Set with 2 braked castors	All articles 

Accessories		Description	Suitable for
A0170	2	1/1 GN stainless steel wire shelf	2062 - 2062S 
A0171	3	2/1 GN stainless steel wire shelf	2060 - 2060S 

TROLLEYS FOR CONTAINERS 60x40 cm - "L"- SHAPED RUNNERS

- AISI 304 stainless steel 2x2 cm square tube construction with bolted cross-members
- Stainless steel "L"-shaped runners
- Suitable for 60x40 cm containers
- Stainless steel top (Art. 2078)
- Grey rubber ring buffers
- Swivel castors - ø 9.5 cm (Art. 2078)
or ø 12.5 cm (Art. 2076 - 2077)



Art. 2078



Art. 2076-F

Article	Container capacity	Runners	Shelf spacing cm	Max dim. cm
2078	8	L	7.5	52x72x85 h
2076	14		8.5	52x72x163 h
2077	18		7.5	52x72x176 h

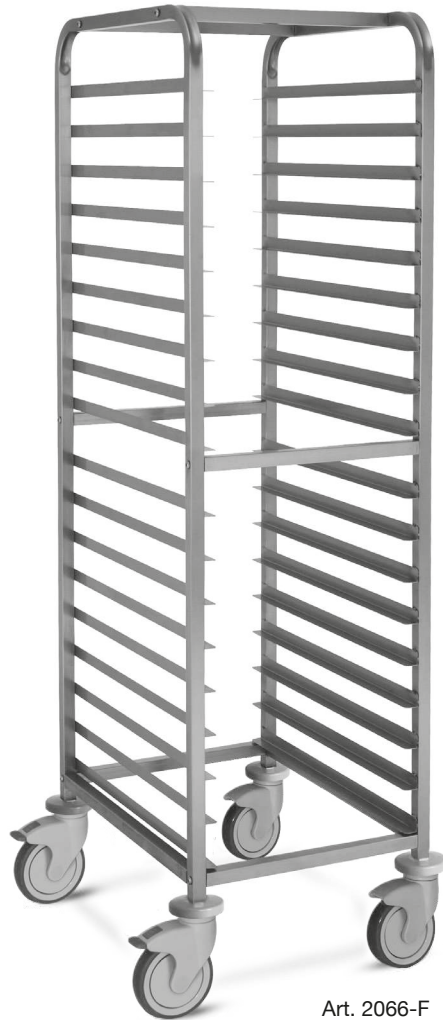
Optional	Description	Suitable for
F	1	2078
F	2	2076 - 2077

Set with 2 braked castors



TROLLEYS FOR CONTAINERS 60x40 cm - "L"- SHAPED RUNNERS

- AISI 304 stainless steel 2.5x2.5 cm square tube construction with bolted cross-members
- Stainless steel "L"-shaped runners with end stops
- Suitable for 60x40 cm containers
- "S" version with welded structure, crosspieces and flaps
- Grey rubber ring buffers
- Swivel castors, ø 12.5 cm



Art. 2066-F


Article	Container capacity	Runners	Shelf spacing cm		Max dim. cm
2066	18	L	7.5	Unassembled	53x68x172 h
2066S				Welded	

Optional		Description	All articles
F	1	Set with 2 braked castors	All articles



TROLLEYS FOR CONTAINERS 60x40 cm

- Stainless steel 3.5x3.5 cm square tube construction with bolted cross-members
- Stainless steel tubular supports - ø 1.4 cm
- Suitable for 60x40 cm containers
- Swivel castors, ø 12.5 cm



Art. 1497G

Article	Container capacity	Runners	Shelf spacing cm	Max dim. cm
1497G	20	Tube	8	54x55x176 h

Optional	Description
F	Set with 2 braked castors






NEUTRAL TRAY/PAN MOBILE CUPBOARDS

- AISI 304 stainless steel sheet construction, brushed finish
- 1 front hinged door opening to 270° with magnet (to keep the door open)
- Snap closure handle
- 2 Stainless steel tubular pushing bars with PVC brackets on one side
- "C"-shaped or "L"-shaped stainless steel sheet supports for trays/containers of various shapes and sizes
- All round grey non marking rubber bumper
- Swivel castors - ø 12.5 cm, 2 with brake



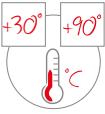
Art. 3342GN

Article	Tray/container capacity	Runners	Shelf spacing cm	Max dim. cm
3342GN	10 GN 1/1	L	11	52x65x142 h
3342EN	10 EN			56x65x142 h
3343	15 GN 1/1	C	7.5	52x65x142 h
3345	15 GN 2/1			72x77x142 h
3344	18 - 60x40 cm	L	6.5	59x77x145 h



Optional	Description	Suitable for
E	1 Set with 4 resilient castors, 2 with brake, for uneven floors / outdoor use	All articles  1
Accessories	Description	Suitable for
A0170	2 1/1GN stainless steel wire rack	3343  2
A0171	3 2/1GN stainless steel wire rack	3345  3

HEATED INSULATED PAN MOBILE CUPBOARDS

- AISI 304 stainless steel insulated structure, brushed finish
- 270° opening front door with magnet (to keep the door open)
- Removable door gasket
- Handle with snap closure, optional with lock
- Pushing handle
- Inside compartment made with round corners in compliance with H1 hygiene standard, suitable for GN containers
- Ventilated heating unit powered with fan and heating element
- Control panel with ON/OFF switch with operation warning light and digital thermostat, coiled power cord on the backside
- Mains supply: 230V - 50 Hz (60 Hz upon request), single-phased
- Water container to release moisture inside the cupboard
- All round grey non marking rubber bumper
- Swivel castors, ø cm 12.5, 2 with brake

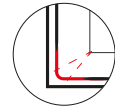


Art. 3421-10GS

Article	GN	Runners	Shelf spacing cm	Power	Max dim. cm
3411-10GS	10 GN 1/1	 	5.5	1600W	55x80x110 h
3421-10GS	10 GN 2/1				72x92x110 h
3411-20GS	20 GN 1/1				55x80x166 h
3421-20GS	20 GN 2/1				72x92x166 h



Pressed runners
made with one single
sheet layer for easy cleaning



**Compartment with
no-sharp edges**
compliant with "H1"
hygiene system



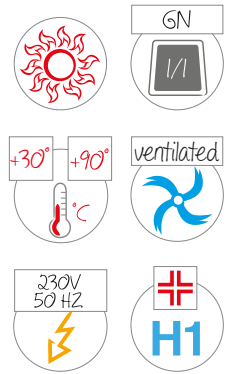
270° opening door
To easily fit GN containers

Art. 3411-20GS


Optional	Description	Suitable for
E	Set with 4 resilient castors, 2 with brake for uneven floors / outdoor use	All articles
MA	Door handle with lock	
Accessories	Description	Suitable for
A0170	1/1GN stainless steel wire rack	3411-10GS / 3411-20GS
A0171	2/1GN stainless steel wire rack	3421-10GS / 3421-20GS

HEATED INSULATED PAN MOBILE CUPBOARD

- AISI 304 stainless steel insulated structure, brushed finish
- 270° opening front door with magnet (to keep the door open)
- Removable door gasket
- Handle with snap closure, optional with lock
- Pushing handle
- 180° opening lid, when open it acts as a support surface
- Side drop-down shelf for GN 1/1 containers
- Inside compartment made with round corners in compliance with H1 hygiene standard, suitable for GN 1/1 containers
- Ventilated heating unit powered with fan and heating element
- Control panel with ON/OFF switch with operation warning light and digital thermostat, coiled power cord on the backside
- Mains supply: 230V - 50 Hz (60 Hz upon request), single-phased
- All round grey non marking rubber bumper
- Swivel castors, ø cm 12.5, 2 with brake

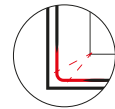


Art. 3411-11GS

Article	GN	Runners	Shelf spacing cm	Power	Max dim. cm
3411-11GS	11 GN 1/1		5.5	900W	85x59x117 h



Pressed runners
made with one single
sheet layer for easy cleaning



**Compartment with
no-sharp edges**
compliant with "H1"
hygiene system



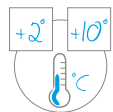
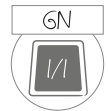
270° opening door
To easily fit GN containers




Optional	Description	Suitable for
E	Set with 4 resilient castors, 2 with brake for uneven floors / outdoor use	3411-11GS
MA	Door handle with lock	
Accessories	Description	Suitable for
A0170	1/1GN stainless steel wire rack	3411-11GS

REFRIGERATED INSULATED PAN MOBILE CUPBOARD

- AISI 304 stainless steel insulated structure, brushed finish
- 270° opening front door with magnet (to keep the door open)
- Handle with snap closure, optional with lock
- Pushing handles
- Inside compartment equipped with 16 pressed runners suitable for 1/1 GN containers made with round corners in compliance with H1 hygiene standard
- Ventilated refrigeration +2°C +10°C
- Automatic defrosting and evaporation
- Control panel with ON/OFF switch with operation warning light and digital thermostat, coiled power cord on the backside
- Mains supply: 230V - 50Hz, 60Hz upon request
- All round grey non marking rubber bumper
- Swivel castors, ø cm 12.5, 2 with brake

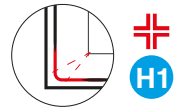


Art. 3415-16GS

Article	Tray/pan capacity	Runners	Shelf spacing cm	Power	Max diim. cm
3415-16GS	16 x 1/1 GN		5.5	330W	55,5x79,5x165 h



Pressed runners
made with one single
sheet layer for easy cleaning



**Compartment with
no-sharp edges**
compliant with "H1"
hygiene system



270° opening door
To easily fit GN containers

Art. 3415-16GS

Optional	Description
E	4 resilient castors, ø cm 12.5, 2 with brake, for uneven floors/outdoor use
MA	Closure handle with lock
Accessories	Description
A0170	Stainless steel wire rack 1/1 GN

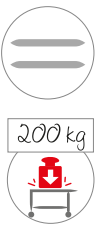
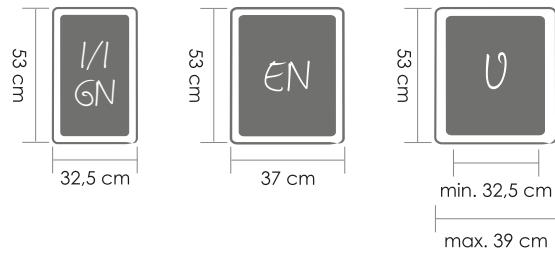
NEUTRAL/INSULATED TRAY/PAN MOBILE CUPBOARDS - SINGLE DOOR



- Fully welded AISI 304 stainless steel sheet construction, brushed finish; single or double skin insulated with expanded polyurethane panels fitted between the steel sheet walls ("DP" range)
- Suitable for transport on trucks
- 1 Double skin front door with rubber seal, opening to 270°
- Snap closure handle (optional with lock)
- 2 Pushing bars on both sides that can be used even with open doors
- Internal compartment fitted with runners for pans and trays of different sizes depending on the model
- Thermometer in the double skin version
- All round grey non marking rubber bumper
- 2 Fixed and 2 braked swivel castors, ø 16 cm, with galvanized brackets; grey non marking rubber tread rolling on bearings



Article	Tray/pan capacity	Runners	Shelf spacing cm	Max dim. cm
3208GN	8 GN 1/1	L	12	78x73x151 h
3208EN	8 EN		8	
3213GN	13 GN 1/1	□	8	
3208U	8 U	Universal	12	78x73x191 h
3212GN	12 GN 1/1	L	12	
3212EN	12 EN		8	
3218 GN	18 GN 1/1	□	8	
3212U	12 U	Universal	12	78x73x151 h
3208GN-DP	8 GN 1/1	L	12	
3208EN-DP	8 EN		8	
3213GN-DP	13 GN 1/1	□	8	
3208U-DP	8 U	Universal	12	78x73x191 h
3212GN-DP	12 GN 1/1	L	12	
3212EN-DP	12 EN		8	
3218GN-DP	18 GN 1/1	□	8	
3212U-DP	12 U	Universal	12	

NEUTRAL/INSULATED TRAY/PAN MOBILE CUPBOARDS - SINGLE DOOR



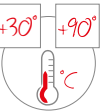
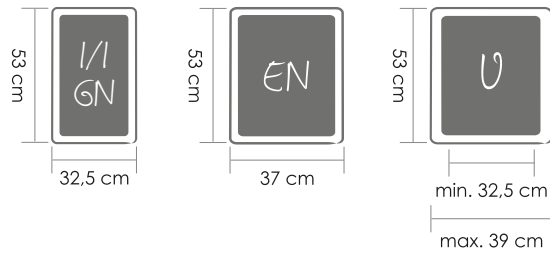
Optional		📷 Description	Suitable for
E	1	Set with 4 resilient castors, 2 with brake for uneven floors / outdoor use	 1 All articles
MA	-	Door handle with lock	
Accessories		📷 Description	Suitable for
A0170	2	1/1 GN stainless steel wire rack	GN models  2

HEATED TRAY/PAN MOBILE CUPBOARDS - SINGLE DOOR

- Fully welded AISI 304 stainless steel sheet construction, brushed finish; double skin insulated with expanded polyurethane panels fitted between the steel sheet walls
- Suitable for transport on trucks
- 1 Double skin front door with rubber seal opening to 270°
- Snap closure handle (optional with lock)
- 2 Pushing bars on both sides that can be used even with open doors
- Internal compartment fitted with runners for containers, pans and trays of different sizes depending on the model
- Analog thermometer
- Ventilated heating unit consisting of an AISI 304 stainless steel sheet casing containing a powered fan and heating element, built-in control panel fitted with ON/OFF switch with warning light, thermostat, operation warning light and coiled power cable on the backside
- The heating unit can be pulled out for an easy maintenance (the cupboard can be washed with a water jet after removing the heating unit)
- Mains supply: 230V, 50 Hz (60 Hz upon request), single-phase
- Water container to release moisture inside the cupboard
- All round grey non marking rubber bumper
- 2 Fixed and 2 braked swivel castors, ø 16 cm, with galvanized brackets; grey non marking rubber tread rolling on bearings



Article	Tray/pan capacity	Runners	Shelf spacing cm	Power	Max dim. cm
3208GN-K	8 GN 1/1	L	12	1600W	78x73x151 h
3208EN-K	8 EN				78x73x151 h
3213GN-K	13 GN 1/1	C	8		78x73x151 h
3208U-K	8 U	Universal	12		78x73x151 h
3212GN-K	12 GN 1/1	L	12		78x73x191 h
3212EN-K	12 EN				
3218GN-K	18 GN 1/1	C	8		
3212U-K	12 U	Universal	12		



Optional		Description		Suitable for
E	1	Set with 4 resilient castors, 2 with brake for uneven floors / outdoor use		All articles
MA	-	Door handle with lock		
Accessories		Description		Suitable for
A0170	2	1/1 GN stainless steel wire rack	GN models	



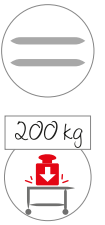
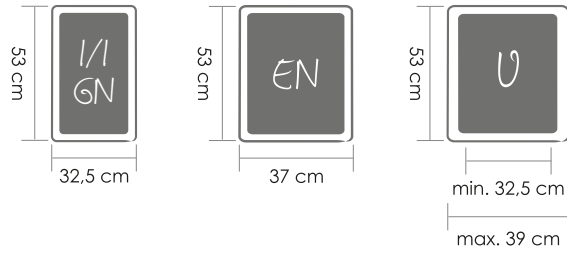
NEUTRAL/INSULATED TRAY/PAN MOBILE CUPBOARDS - DOUBLE DOOR





- Fully welded AISI 304 stainless steel sheet construction, brushed finish; single skin, or double skin insulated with expanded polyurethane panels fitted between the steel sheet walls ("DP" range)
- Suitable for transport on trucks
- 2 Double skin front doors with rubber seal, opening to 270°
- Snap closure handles (optional with lock)
- 2 Pushing bars on both sides that can be used even with open doors
- Internal compartment fitted with runners for containers pans and trays of different sizes depending on the model
- Thermometer in the double skin version
- All round grey non marking rubber bumper
- 2 Fixed and 2 braked swivel castors, ø 16 cm, with galvanized brackets; grey non marking rubber tread rolling on bearings



Article	Tray/pan capacity	Runners	Shelf spacing cm	Max dim. cm
3216GN	8x2 GN 1/1	L	12	131x73x151 h
3216EN	8x2 EN			
3226GN	13x2 GN 1/1	C	8	
3216U	8x2 U	Universal	12	
3224GN	12x2 GN 1/1	L	12	131x73x191 h
3224EN	12x2 EN			
3236GN	18x2 GN 1/1	C	8	
3224U	12x2 U	Universal	12	
3216GN-DP	8x2 GN 1/1	L	12	131x73x151 h
3216EN-DP	8x2 EN			
3226GN-DP	13x2 GN 1/1	C	8	
3216U-DP	8x2 U	Universal	12	
3224GN-DP	12x2 GN 1/1	L	12	131x73x191 h
3224EN-DP	12x2 EN			
3236GN-DP	18x2 GN 1/1	C	8	
3224U-DP	12x2 U	Universal	12	

NEUTRAL/INSULATED TRAY/PAN MOBILE CUPBOARDS - DOUBLE DOOR



Optional		 Description	Suitable for
E	1	Set with 4 resilient castors, 2 with brake for uneven floors / outdoor use	 1 All articles
MA	-	Door handle with lock	
Accessories		 Description	Suitable for
A0170	2	1/1 GN stainless steel wire rack	GN models  2

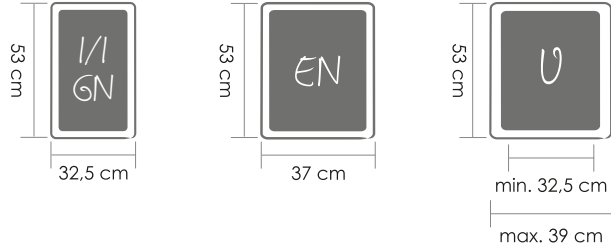
HEATED TRAY/PAN MOBILE CUPBOARDS - DOUBLE DOOR

- Fully welded AISI 304 stainless steel sheet construction, brushed finish; double skin insulated with expanded polyurethane panels fitted between the steel sheet walls
- Suitable for transport on trucks
- 2 Double skin front doors with rubber seal opening to 270°
- Snap closure handles (optional with lock)
- 2 Pushing bars on both sides that can be used even with open doors
- Internal compartment fitted with runners for containers, pans and trays of different sizes depending on the model
- Analog thermometer
- Ventilated heating unit consisting of an AISI 304 stainless steel sheet casing containing a powered fan and heating element, built-in control panel fitted with ON/OFF switch with warning light, thermostat, operation warning light and coiled power cable on the back
- The heating unit can be pulled out for ease of maintenance (the cupboard can be washed with a water jet after removing the heating unit)
- Mains supply: 230V, 50 Hz (60 Hz upon request), single-phase
- Water container to release moisture inside the cupboard
- All round grey non marking rubber bumper
- 2 Fixed and 2 braked swivel castors, ø 16 cm, with galvanized brackets; grey non marking rubber tread rolling on bearings



Article	Tray/pan capacity	Runners	Shelf spacing cm	Power	Max dim. cm
3216GN-K	8x2 GN 1/1	L	12	3200W	131x73x151 h
3216EN-K	8x2 EN		8		
3226GN-K	13x2 GN 1/1	□	12		
3216U-K	8x2 U	Universal	12		
3224GN-K	12x2 GN 1/1	L	12		131x73x191 h
3224EN-K	12x2 EN				
3236GN-K	18x2 GN 1/1	□	8		
3224U-K	12x2 U	Universal	12		

HEATED TRAY/PAN MOBILE CUPBOARDS - DOUBLE DOOR



-
-
-
-
-

Optional		Description	Suitable for
E	1	Set with 4 resilient castors, 2 with brake for uneven floors / outdoor use	1 All articles
MA	-	Door handle with lock	
Accessories		Description	Suitable for
A0170	2	1/1 GN stainless steel wire rack	2 GN models

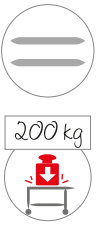
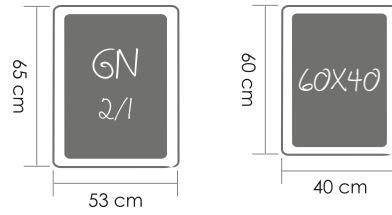
NEUTRAL/INSULATED TRAY/PAN MOBILE CUPBOARDS - SINGLE DOOR





- Fully welded AISI 304 stainless steel sheet construction, brushed finish; single or double skin insulated with expanded polyurethane panels fitted between the steel sheet walls ("DP" range)
- Suitable for transport on trucks
- 1 Double skin front door opening to 270° with rubber seal
- Snap closure handle (optional with lock)
- 2 Pushing bars on both sides that can be used even with open doors
- Internal compartment fitted with runners for containers, pans and trays of different shapes depending on the model
- Thermometer in the double skin version
- All round grey non marking rubber bumper
- 2 Fixed and 2 braked swivel castors, ø 16 cm, with galvanized brackets; grey non marking rubber tread rolling on bearings



Article	Tray/pan capacity	Runners	Shelf spacing cm	Max dim. cm
3213-6040	13 - 60x40 cm	L		93x88x151 h
3213-2GN	13 GN 2/1	C		93x88x191 h
3218-6040	18 - 60x40 cm	L		93x88x151 h
3218-2GN	18 GN 2/1	C		93x88x191 h
3213-6040-DP	13 - 60x40 cm	L		93x88x151 h
3213-2GN-DP	13 GN 2/1	C		93x88x191 h
3218-6040-DP	18 - 60x40 cm	L		93x88x151 h
3218-2GN-DP	18 GN 2/1	C		93x88x191 h

NEUTRAL/INSULATED TRAY/PAN MOBILE CUPBOARDS - SINGLE DOOR



Optional		 Description	Suitable for
E		1 Set with 4 resilient castors, 2 with brake for uneven floors / outdoor use	 1 All articles
MA		- Door handle with lock	
Accessories		 Description	Suitable for
A0171		2 2/1GN stainless steel wire rack	GN models  2

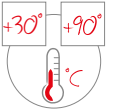
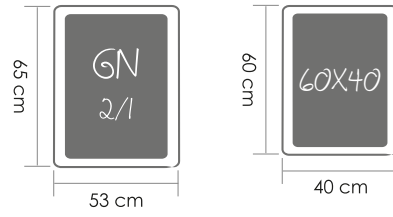
HEATED TRAY/PAN MOBILE CUPBOARDS - SINGLE DOOR



- Fully welded AISI 304 stainless steel sheet construction, brushed finish; double skin insulated with expanded polyurethane panels fitted between the steel sheet walls
- Suitable for transport on trucks
- 1 Double skin front door opening to 270° with rubber seal
- Snap closure handles (optional with lock)
- 2 Pushing bars on both sides that can be used even with open doors
- Internal compartment fitted with runners for containers, pans and trays of different sizes depending on model
- Analog thermometer
- Ventilated heating unit consisting of an AISI 304 stainless steel sheet casing containing a powered fan and heating element, built-in control panel fitted with ON/OFF switch with warning light, thermostat, operation warning light and coiled power cable on the back
- The heating unit can be pulled out for ease of maintenance (the cupboard can be washed with a water jet after removing the heating unit)
- Mains supply: 230V, 50 Hz (60 Hz upon request), single-phase
- Water container to release moisture inside the cupboard
- All round grey non marking rubber bumper
- 2 Fixed and 2 braked swivel castors, ø 16cm, with galvanized brackets; grey non marking rubber tread rolling on bearings



Article	Tray/pan capacity	Runners	Shelf spacing cm	Power	Max dim. cm
3213-6040-K	13 - 60x40 cm	L		1600W	93x88x151 h
3213-2GN-K	13 GN 2/1	C			93x88x191 h
3218-6040-K	18 - 60x40 cm	L			93x88x191 h
3218-2GN-K	18 GN 2/1	C			93x88x191 h

HEATED TRAY/PAN MOBILE CUPBOARDS - SINGLE DOOR



Optional		📷	Description	Suitable for
E		1	Set with 4 resilient castors, 2 with brake for uneven floors / outdoor use	 All articles
MA		-	Door handle with lock	
Accessories		📷	Description	Suitable for
A0171		2	2/1GN stainless steel wire rack	 GN models





Reception trolleys
Room service tables
Housekeeping trolleys



BIRDCAGE LUGGAGE CARTS _____ 176



LUGGAGE CARTS WITH GARMENT RAIL _____ 178



LUGGAGE HANDTRUCK AND PLATFORM CARTS _____ 179



LUGGAGE RACKS _____ 181



ROOM SERVICE TABLES _____ 182



STAINLESS STEEL FOOD WARMERS AND TROLLEY FOR FOOD WARMERS _____ 184



MINIBAR RESTOCKING TROLLEYS _____ 186



BASIC CHAMBERMAID TROLLEYS _____ 188



HOUSEKEEPING CUPBOARD TROLLEYS _____ 192



LINEN TRUCKS _____ 194

BRASS-PLATED BIRDCAGE LUGGAGE CARTS

- Brass-plated steel tube frame protected by clear coat
- Deck with red or black carpet (depending on the model) with full wrap-around rubber bumper
- 2 Fixed and 2 braked swivel castors, ø 16 cm



Art. 1950R-E

Article	Carpet colour	Max dim. cm
1921N	Black	79x59x189 h
1921R	Red	
1920N	Black	99x59x189 h
1920R	Red	
1950N	Black	108x76x189 h
1950R	Red	

Optional		Description	Suitable for
E	1	Set of 4 resilient castors, 2 with brake for uneven floors / outdoor use	All articles



- Chrome-plated steel tube frame
- Deck with red or black carpet (depending on the model)
- Full wrap-around rubber bumper
- 2 Fixed and 2 braked swivel castors, ø 16 cm



Art. 1950CN

Article	Carpet colour	Max dim. cm
1922CN	Black	79x59x189 h
1922CR	Red	
1920CN	Black	99x59x189 h
1920CR	Red	
1950CN	Black	108x76x189 h
1950CR	Red	

Optional		Description	Suitable for
E	1	Set of 4 resilient castors, 2 with brake for uneven floors / outdoor use	All articles




LUGGAGE CART WITH GARMENT RAIL

- AISI 304 stainless steel tube garment rail structure
- AISI 304 stainless steel sheet deck
- Side pushing bars
- Grey rubber bumper rings at corners
- Swivel castors, ø 12.5 cm



Extensible bar




Art. 1795

- Easily demountable chrome plated steel frame
- 150 cm-long garment rail with side extension bars, 40 cm each (total 240 cm)
- Swivel castors ø 8 cm



Art. 1796

Article			Max dim. cm
1795			115x58x156 h
Optional			Description
F		1	Set with 2 braked castors



Article	Description	Max dim. cm
1796	Chrome-plated	150x55x153 h (with retracted extension bars)

- Steel zinc-coated tube frame, protected by clear coat
- 2 front rubber ring buffers
- Stackable
- 2 Fixed castors (ø 20 cm) and 2 swivel castors (ø 12.5 cm)



Art. 1488

Article		Max dim. cm
1488		102x60x97 h

LUGGAGE PLATFORM CARTS

- Aluminium painted steel sheet tube frame
- Carpeted deck
- Lateral retaining bars (depending on the model)
- Ring bumpers
- 2 Fixed and 2 swivel castors, ø 16 cm



Art. 1894.1



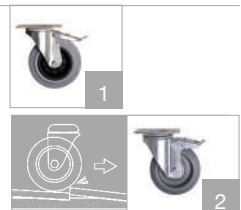
Art. 1894.2



Art. 1894.3

Article	Description	Max dim. cm
1894.1	Without retaining bars	144x66x95 h
1894.2	With retaining bars on 1 side	
1894.3	With retaining bars on 2 sides	

Optional	Description	Suitable for
F	1 Set with 2 braked castors	All articles
E	2 Set of 4 resilient castors, 2 with brake, for uneven floors/outdoor use	



- Chrome or brass-plated tubular steel frame
- With or without back guard (depending on the model)
- Rubber feet
- Black PVC straps



Art. 1755P



Art. 1751P



Article	Finish	Back guard	Material	Max dim. cm (AxBxH)
1750P	Chrome-plated	Yes	Black PVC straps	56x40x62
1755P		-	Black PVC straps	56x33x41
1751P	Brass-plated	Yes	Black PVC straps	56x40x62
1756P		-	Black PVC straps	56x33x41

ROOM SERVICE TABLES

- Stainless steel construction, brushed finish
- Round water-repellent black MDF top protected by transparent coating, folding side leaves
- The top folds vertically to nest the tables together and save space
- Swivel castors, ø 9.5 cm, 2 with brake


Black



Art. 1104-80N



Foldable - Nestable



Folding side leaves for easy transport in narrow spaces

Article	Top shelf dim. cm	Max dim. cm
1104-80N	ø 80	ø 80x78 h
1104-90N	ø 90	ø 90x78 h
1104-100N	ø 100	ø 100x78 h

Article	Description	Suitable for
A0001	1 Stainless steel food warmer	1104-100N
A0003		1104-80N - 1104-90N



- Stainless steel construction, brushed finish
- Square water-repellent black MDF top protected by transparent coating, folding side leaves
- The top folds vertically to nest the tables together and save space
- Swivel castors, ø 9.5 cm, 2 with brake

Black



Art. 1104-Q80N



Foldable - Nestable

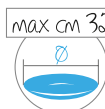
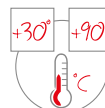
Article	Top shelf dim. cm	Max dim. cm
1104-Q80N	80x80	80x80x78 h
1104-Q90N	90x90	90x90x78 h
1104-Q100N	100x100	100x100x78 h

Article	Description	Suitable for
A0001	Stainless steel food warmer	1104-Q100N
A0003		1104-Q80N - 1104-Q90N



STAINLESS STEEL FOOD WARMERS

- Stainless steel sheet construction, polished finish
- Suitable for plates with a max \varnothing 32 cm
- PVC handle to transport the food warmer
- Front hinged door, opening to 180°
- Lockable opening handle with snap closure
- Intermediate perforated shelf
- Static heating
- ON/OFF switch with warning light
- Adjustable thermostat
- Removable power cable
- Mains supply: 230V, 50/60 Hz, single-phase



Art. A0003



Article	Suitable for	Power	Max dim. cm
A0001	1104-100N / 1104-Q100N	400W	39x46x51 h
A0003	1104-80N / 1104-90N / 1104-Q80N / 1104-Q90N		45x46x51 h

TROLLEY FOR STAINLESS STEEL FOOD WARMERS



- AISI 304 stainless steel tube construction with stainless steel sheet shelves
- Max capacity: 6 food warmers (Art. A0001 - A0003)
- Max absorbed power: 2400W
- Mains supply: 230V, 50/60 Hz, single-phase
- Grey rubber ring buffers
- Swivel castors, ø 12.5 cm, 2 with brake



Art. 1150 + A0003 (x6)


Article	Power	Max dim. cm
1150	6 x 400W	153x56x139 h

MINIBAR RESTOCKING TROLLEYS

- AISI 304 tainless steel 2x2 cm square tube frame
- 3 Removable PVC racks fitted with inserts to prevent tipping for no. 40 bottles – max ø 6.5 cm
- Grey rubber ring buffers
- Swivel castors, ø 12.5 cm



Art. 2050-F

Article		Max dim. cm	
2050		73x47x102 h	
Optional		Description	
F	1	Set with 2 braked castors	 1



- Grey epoxy powder painted steel sheet construction with 1 base and 3 intermediate height-adjustable shelves
- Removable PVC bin for empty bottles
- Side pushing handle
- 180° opening doors with lock
- All round grey non marking rubber bumper
- 2 Fixed and 2 swivel castors, ø 16 cm



Art. 2012-F



Art. 2012-F

Article		Max dim. cm	
2012		100x62x119 h	
Optional			Description
F	1		Set with 2 braked castors
E	2		Set of 4 resilient castors, 2 with brake for uneven floors/outdoor use

BASIC CHAMBERMAID TROLLEYS WITH MELAMINE-FACED SHELVES

- Stainless steel 2x2 cm square tube frame
- Melamine-faced shelves
- Folding bag holder with canvas bag for dirty linen
- Grey rubber bumpers
- Swivel castors, ø 12.5 cm

Oak



Tobacco oak



Art. 4410T-F

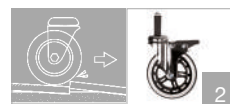


Art. 4415-F

Article	Shelves	Description	Finish	Max dim. cm (open)	Max dim. cm (folded)
4410	4	1 folding bag holder with canvas bag for dirty linen	Oak	140x52x137 h	101x52x151 h
4410T			Tobacco oak		
4415	4	1 folding bag holder with canvas bag for dirty linen + 1 folding waste bag holder with lid and partition panel	Oak	140x52x137 h	101x52x151 h
4415T			Tobacco oak		
Optional		Description	Suitable for		
F	1	Set with 2 braked castors	All articles		
E	2	Set of 4 resilient castors, 2 with brake, for uneven floors/outdoor use			
Accessories		Description	Suitable for		
R0010		Canvas bag for dirty linen	All articles		



1



2


BASIC CHAMBERMAID TROLLEYS WITH MELAMINE-FACED SHELVES

- Stainless steel 2x2 cm square tube frame
- Melamine-faced shelves
- 2 folding bag holders with canvas bags for dirty linen
- Grey rubber ring buffers
- Swivel castors, ø 12.5 cm

Oak



Tobacco oak



Art. 4430.90-F

Article	Shelves	Shelf dim. cm	Description	Finish	Max dim. cm (open)	Max dim. cm (folded)
4430.70	4	70x45	2 folding bag holders with canvas bag for dirty linen	Oak	120x52x137 h	81x52x151 h
4430.70T				Tobacco oak		
4430.90		90x45	2 folding bag holders with canvas bag for dirty linen	Oak	140x52x137 h	101x52x151 h
4430.90T				Tobacco oak		
Optional		Description			Suitable for	
F	1	Set with 2 braked castors			All articles	1
E	2	Set of 4 resilient castors, 2 with brake, for uneven floors/outdoor use				→ 2
Accessories		Description			Suitable for	
R0010		Canvas bag for dirty linen			All articles	

EQUIPABLE HOUSEKEEPING TROLLEYS WITH MELAMINE-FACED SHELVES

- Stainless steel 2x2 cm square tube frame
- Melamine-faced shelves and side panels
- Folding bag holder with canvas bag for dirty linen
- All round grey non marking rubber bumper
- Swivel castors, ø cm 12.5



Art. 4450-F



Art. 4451-F



Art. 4452-F

Article	Finish	Description	Max dim. cm (open)	Max dim. cm (folded)
4450	Oak	73 cm Base	102x52x134 h	73x52x151 h
4450T	Tobacco oak			
4451	Oak	73 cm Base + side panels		
4451T	Tobacco oak			
4452	Oak	73 cm Base + panels on 3 sides		
4452T	Tobacco oak			
4470	Oak	93 cm Base	119x52x134 h	93x52x151 h
4470T	Tobacco oak			
4471	Oak	93 cm Base + side panels		
4471T	Tobacco oak			
4472	Oak	93 cm Base + panels on 3 sides		
4472T	Tobacco oak			
4490	Oak	113 cm Base	139x52x134 h	113x52x151 h
4490T	Tobacco oak			
4491	Oak	113 cm Base + side panels		
4491T	Tobacco oak			
4492	Oak	113 cm Base + panels on 3 sides		
4492T	Tobacco oak			

Top loading compartmental tray for amenities with lid and lock



or

Top loading compartmental tray for amenities



Art. A43


Folding waste bag holder with lid, partition panel and small bag support shelf

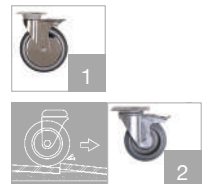
or

Art. A41

Folding bag holder ring with canvas bag for dirty linen



Optional			Description	Suitable for
F		1	Set with 2 braked castors	Tutti
E		2	Set of 4 resilient castors, 2 with brake, for uneven floors/outdoor use	
Accessories			Description	Suitable for
A41			Folding bag holder with canvas bag for dirty linen	All articles
A43			Folding waste bag holder with lid and small bag support shelf	
A44-70			Top loading compartmental tray, 60 cm	with 93 cm base
A45-70			Top loading compartmental tray with lid and lock, 60 cm	
A44-90			Top loading compartmental tray, 80 cm	with 113 cm base
A45-90			Top loading compartmental tray with lid and lock, 80 cm	
R0015			Canvas bag for dirty linen	All articles



EQUIPABLE HOUSEKEEPING CUPBOARD TROLLEYS

- Steel sheet structure with grey epoxy powder coating
- Folding bag holder with canvas bag (depending on the model)
- Waste bag holder with lid (depending on the model)
- All round grey non marking rubber bumper
- 2 Fixed and 2 swivel castors, ø 16 cm



Art. 2020-F



Art. 2022-F




Art. 2026S-F



Art. 2024S-F

Article	Canvas bag	Set for waste bag	Doors	Max dim. cm (open)	Max dim. cm (folded)
2020	-	-	-	100x62x118 h	100x62x145 h
2022	1	-		130x62x118 h	
2026	1	1		160x62x118 h	
2024	2	-		160x62x118 h	
2020S	-	-	2	100x62x118 h	
2022S	1	-		130x62x118 h	
2026S	1	1		160x62x118 h	
2024S	2	-		160x62x118 h	

Optional		Description	Suitable for
F	1	Set with 2 braked castors	All articles
E	2	Set of 4 resilient castors, 2 with brake, for uneven floors/outdoor use	



1








2



Art. A45-90
Top loading compartmental tray for amenities with lid and lock, 80 cm



Art. 2026S-F + A45-90

Accessories		Description	Suitable for	
A45-90	3	Top loading compartmental tray with lid&lock	All articles	
A44-90	4	Open top loading compartmental tray		
R0015	5	Canvas bag for dirty linen		

LINEN TRUCKS

- White plastic-coated steel tube foldable structure (Art. 1500)
- White painted steel tube and wire foldable structure (Art. 1505-1510)
- Swivel wheels - various diameters available (depending on the model)

INDOOR USE
AND FLAT FLOORS ONLY



Art. 1505 folded



Art. 1500 folded



Art. 1500 + R0020



Art. 1505



Art. 1510

Article	Wheel ø cm	Max dim. cm
1500	8	80x51x75 h
1505	9.5	80x52x77 h
1510		100x60x87 h

Accessories	Description	Suitable for
R0020	Canvas bag for dirty linen	1500 - 1505
R0030		1510



- Structure made of polypropylene snap-in tubes
- Wheels mounted onto a galvanized steel frame (various diameters available depending on the model)



Art. 15502



Art. 15508



Art. 15504



Art. 15506



Art. 15500

Article	Wheel σ cm	Max dim. cm	Packaging
15500	12.5	134x75x84 h	NOTE: PACKAGING WITH TRANSPARENT FILM
15502	10	102x63x82 h	
15504		95x63x66 h	
15506	8	83x48x62 h	
15508		83x48x79 h	





Platform trucks
Roll-containers
Hand washers / Changing room lockers
Storage shelving systems



PLATFORM TRUCKS_____ 198



ROLL CONTAINERS_____ 202



HAND WASHERS_____ 208



HAND TRUCK_____ 210



PAPER TOWEL DISPENSERS_____ 211



CHANGING ROOM LOCKERS_____ 212



STORAGE SHELVING SYSTEMS_____ 214

STAINLESS STEEL PLATFORM TRUCKS

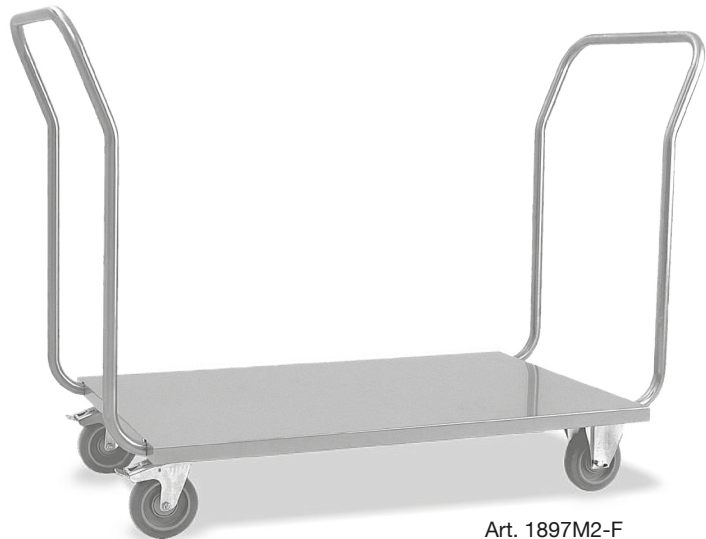
- AISI 304 stainless steel sheet platform
- 1 or 2 stainless steel tube handles (depending on the model)
- 2 Fixed and 2 swivel castors, ø 12.5 cm, grey non marking rubber tread on centre with roller bearing hub



Art. 1895



Art. 1897-F



Art. 1897M2-F

Article	Description	Platform dimension cm	Max dim. cm
1895	1 pushing handle	60x60	60x70x97 h
1896		60x80	60x90x97 h
1897		60x100	60x110x97 h
1895M2	2 pushing handles	60x60	60x80x97 h
1896M2		60x80	60x100x97 h
1897M2		60x100	60x120x97 h
Optional	Description	Suitable for	
F	1 Set with 2 braked castors	All articles	

- Stainless steel 2.5x2.5 cm square tube structure
- Grey rubber bumpers at the corners
- Castors, ø cm 12.5, 2 fixed and 2 swivel with brake, grey non marking rubber tread on centre with roller bearing hub



Art. 1899

Article	Max. dim. open with extended platform cm	Max. dim. unextended platform cm	Max. dim. closed cm
1899	159x60x88 h	110x60x88 h	110x60x26 h

POLYETHYLENE PLATFORM TRUCKS

- Polyethylene base
- Fixed or folding handle in stainless steel tube (depending on the model)
- 2 Fixed and 2 swivel castors, ø 12.5 cm, grey non marking rubber tread on centre with roller bearing hub




NOTE: SUITABLE FOR OUTDOOR USE



Art. 1840



Art. 1841



Art. 1842




Art. 1841 folded

Article	Pushing handle	Description	Max dim. cm
1842	-	No pushing handle	92x57x27 h
1840	1	Stainless steel rigid round tube handle ø 2.5 cm	107x57x97 h
1841		Stainless steel folding square tube handle 2.5x2.5 cm	95x57x87 h
1840M2	2	Stainless steel rigid round tube handles ø 2.5 cm	107x57x97 h
Optional		Description	Suitable for
F	1	Set with 2 braked castors	All articles



- Bright zinc electroplated steel mesh platform
- Polypropylene swivel castors, ø 10.6 cm



Art. 1836

Article		Max dim. cm	Packaging
1836		62x41x16 h	NOTE: PACKAGING WITH TRANSPARENT FILM

ROLL CONTAINERS

- Roll container composed of 1 wheeled platform and 2 or 3 fixed side frames (depending on the model)
- Welded AISI 304 stainless steel construction
- Removable central shelf (depending on the model)
- 2 fixed and 2 braked swivel castors with heavy-duty brackets, ø 16 cm, grey non marking rubber tread on centre with roller bearing hub



Art. 1830-EINOX



Removable shelf Art. 1831



Art. 1831-EINOX

Article	Description	Max dim. cm	Packaging
1830	1 Platform + 2 side frames	94x65x173 h	NOTE: PACKAGING WITH TRANSPARENT FILM
1831	1 Base + 2 side frames + 1 central shelf		
1832	1 Platform + 3 side frames	145x65x198 h	
1833	1 Platform + 3 side frames + 1 central shelf		
Optional	Description	Suitable for	
E	1 Set with 4 resilient castors, 2 with brake	All articles	
EINOX	1 Set with 4 stainless steel resilient castors, 2 with brake		

600 kg



Art. 1832



Art. 1833

ROLL CONTAINERS

- Roll container composed of a wheeled platform, 2 side frames and 2 straps
- Bright zinc electroplated tubular frame and reinforcing bars
- Polypropylene castors, ø 10.6 cm - 2 swivel (red) and 2 fixed (black)




Art. 1812



Art. 1812 + A18122 + A18123

Article	Description	Max dim. cm	Packaging
1812	1 Platform + 2 side frames + 2 straps	72x81x180 h	NOTE: PACKAGING WITH TRANSPARENT FILM
Accessories		Description	
A18121	Additional nylon strap		
A18122	Rear wall		
A18123	Front opening 2/3		
A18124	Shelf (max. 3 shelves)		
A18127	PVC covering with zips		

- Roll container composed of a wheeled platform, 2 side frames and 1 strap
- Bright zinc electroplated tubular frame and reinforcing bars
- Polypropylene castors, ø 10.6 cm - 2 swivel (red) and 2 fixed (black)



Art. 1826 + A18263



Art. 1826 + A18263 + A18264

Article	Description	Max dim. cm	Packaging
1826	1 Platform + 2 side frames + 1 strap	120x81x180 h	NOTE: PACKAGING WITH TRANSPARENT FILM

Accessories	Description
A18262	Additional nylon strap
A18263	Rear wall
A18264	Front opening 2/3
A18261	Shelf (max. 3 shelves)

ANTI-THEFT ROLL CONTAINERS

- Safety anti-theft roll container composed of a wheeled platform, 4 side frames (4th side opening to 270°) and closing lid
- PATENTED square tube frame (mesh cm 50x50) fixed to the base by screws and nuts, representing an inviolable rigid and safe structure
- The front doors can be locked by seals or padlocks
- Polypropylene castors, ø 10.6 cm - 2 swivel (red) and 2 fixed (black)




Art. 1815



Article	Description	Max dim. cm	Packaging
1815	1 Platform + 4 sides and closing lid	70x80x180 h	NOTE: PACKAGING WITH TRANSPARENT FILM

Accessories	Description	
A18124	1 Standard intermediate shelf	

- Safety anti-theft roll container composed of a wheeled platform, 4 side frames (the 4th side consists of two 270° opening doors) and closing lid
- PATENTED square tube frame (mesh cm 50x50) fixed to the base by screws and nuts, representing an inviolable rigid and safe structure
- The front doors can be locked by seals or padlocks
- Polypropylene castors, ø 10.6 cm - 2 swivel (red) and 2 fixed (black)



Art. 1827



Article	Description	Max dim. cm	Packaging
1827	1 Platform + 2 side frames and closing lid	120x80x180 h	NOTE: PACKAGING WITH TRANSPARENT FILM
Accessories	Description		
A18261	1 Standard intermediate shelf		
A18271	2 Intermediate shelf with edge		

HAND WASHERS

- AISI 304 stainless steel hand washers
- Tap and drain included



Art. 9480-4040



Art. 9482-4836

semicircular



Art. 9483-4836

semicircular

Article	Description	Max dim. cm
9480-4040	Wall mounted hand washer with 3 cm-high raised edge with "knee" control	40x40x27 h
9482-4836	Wall mounted semicircular hand washer with 30 cm-high raised edge with "knee" control	48x36x52 h
9483-4836	Wall mounted hand washer with 4 cm-high raised edge with "knee" control	48x35x26 h
9484-4040	Free-standing hand washer with "knee" control	40x40x80 h
9484-5040		50x40x80 h
9484-5050		50x50x80 h
9487-4040	Hand washer on cabinet, with 10 cm-high raised edge, hinged door and siphon included	40x40x95 h
9487-5040		50x40x95 h
9487-5050		50x50x95 h



Art. 9484-5040



Art. 9487-5040

HAND TRUCK

- Tubular frame and base in epoxy powder coated steel sheet, red colour
- Pneumatic wheels, ø 26 cm



Art. 1891

Article	Max dim. cm
1891	53x44x105 h



- Stainless steel wall-mounted vertical paper towel dispenser with internal unwinding, satin finish



Art. 2604

- Stainless steel wall-mounted horizontal paper towel dispenser, satin finish







Art. 2608

- Stainless steel wall-mounted paper towel roll holder



Art. 2603

Article	Description	Max dim. cm			 cm	
2604	Vertical paper towel dispenser	ø 25x32 h	3	M	28x28x40 h	4
2608	Horizontal paper towel dispenser	ø 30x33 h				
2603	Paper towel roll holder	38x17x26 h	1			

CHANGING ROOM LOCKERS

- AISI 430 stainless steel sheet changing room locker
- Sloping roof
- Clothes hook
- Internal partition and shelves
- Lockable doors
- Shoe and hat racks
- Adjustable feet



Art. 9440



Art. 9442




Art. 9444

Article	Description	Max dim. cm
9440	Single locker	50x40x215 h
9442	2-Door locker	95x40x215 h
9444	4-Door locker	

- AISI 430 stainless steel sheet broom locker
- Sloping roof
- Internal partial partition, 3 adjustable shelves
- Lockable doors
- Adjustable feet



Art. 9460



Art. 9462

Article	Description	Max dim. cm
9460	1-Door locker	50x40x215 h
9462	2-Door locker	95x40x215 h

MODULAR SHELVING SYSTEMS


- AISI 304 stainless steel round posts, \varnothing 4 cm, with notches every 10 cm for easy shelf placement
- Stainless steel sheet solid or perforated shelves with plastic angle supports and safety edges to eliminate sharpness
- Adjustable level feet
- Normal shelves: 100 kg/m load capacity
- Reinforced shelves: 150 kg/m load capacity
- Shelves for continuous run systems: 100 kg/m load capacity
- Hooks for continuous runs of shelving and "L"- shaped shelving units



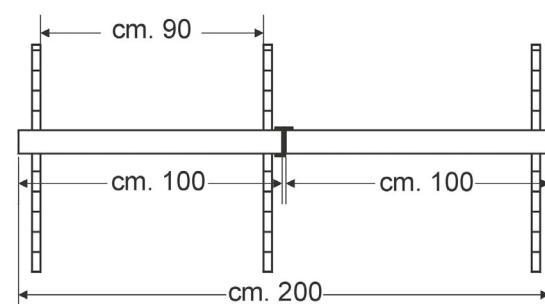
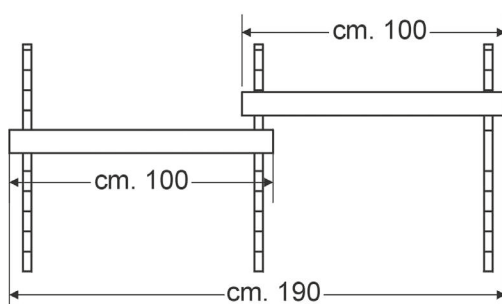
NOTE: CUSTOM MADE SHELF DIMENSIONS UPON REQUEST



Solid shelf



Perforated shelf



MODULAR SHELVING SYSTEMS

SOLID shelves - Capacity 100 kg/m

Article	Max dim. cm
PLI3080	80x30
PLI3090	90x30
PLI30100	100x30
PLI30110	110x30
PLI30120	120x30
PLI4080	80x40
PLI4090	90x40
PLI40100	100x40
PLI40110	110x40
PLI40120	120x40
PLI5080	80x50
PLI5090	90x50
PLI50100	100x50
PLI50110	110x50
PLI50120	120x50
PLI6080	80x60
PLI6090	90x60
PLI60100	100x60

PERFORATED shelves - Capacity 100 kg/m

Article	Max dim. cm
PAI3080	80x30
PAI3090	90x30
PAI30100	100x30
PAI30110	110x30
PAI30120	120x30
PAI4080	80x40
PAI4090	90x40
PAI40100	100x40
PAI40110	110x40
PAI40120	120x40
PAI5080	80x50
PAI5090	90x50
PAI50100	100x50
PAI50110	110x50
PAI50120	120x50
PAI6080	80x60
PAI6090	90x60
PAI60100	100x60

Round posts, ø 3 cm - Adjustable feet

Article	Max dim. cm
MT150	150
MT180	180
MT200	200

Accessories

Article	Description
PAG001	Hooks

Reinforced SOLID shelves - Cap. 150 kg/m

Article	Max dim. cm
PLIR30100	100x30
PLIR30110	110x30
PLIR30120	120x30
PLIR30130	130x30
PLIR30140	140x30
PLIR40100	100x40
PLIR40110	110x40
PLIR40120	120x40
PLIR40130	130x40
PLIR40140	140x40
PLIR50100	100x50
PLIR50110	110x50
PLIR50120	120x50
PLIR50130	130x50
PLIR50140	140x50
PLIR60100	100x60
PLIR60110	110x60
PLIR60120	120x60
PLIR60130	130x60
PLIR60140	140x60

Reinforced PERFORATED shelves - Cap. 150 kg/m

Article	Max dim. cm
PAIR30100	100x30
PAIR30110	110x30
PAIR30120	120x30
PAIR30130	130x30
PAIR30140	140x30
PAIR40100	100x40
PAIR40110	110x40
PAIR40120	120x40
PAIR40130	130x40
PAIR40140	140x40
PAIR50100	100x50
PAIR50110	110x50
PAIR50120	120x50
PAIR50130	130x50
PAIR50140	140x50
PAIR60100	100x60
PAIR60110	110x60
PAIR60120	120x60
PAIR60130	130x60
PAIR60140	140x60

MODULAR SHELVING SYSTEMS

- AISI 304 stainless steel sheet “L”- shaped posts, 3.5x3.5 cm
- Solid or perforated shelves in stainless steel sheet with safety edges to eliminate sharpness
- Stainless steel bolts included
- Optional adjustable feet
- Normal shelves: 100 kg/m load capacity
- Reinforced shelves: 150 kg/m load capacity



NOTE: CUSTOM MADE SHELF DIMENSIONS UPON REQUEST



MODULAR SHELVING SYSTEMS

SOLID shelves - Capacity 100 kg/m

Article	Max dim. cm
PLB3080	80x30
PLB3090	90x30
PLB30100	100x30
PLB30110	110x30
PLB30120	120x30
PLB4080	80x40
PLB4090	90x40
PLB40100	100x40
PLB40110	110x40
PLB40120	120x40
PLB5080	80x50
PLB5090	90x50
PLB50100	100x50
PLB50110	110x50
PLB50120	120x50
PLB6080	80x60
PLB6090	90x60
PLB60100	100x60
PLB60110	110x60
PLB60120	120x60

PERFORATED shelves - Capacity 100 kg/m

Article	Max dim. cm
PAB3080	80x30
PAB3090	90x30
PAB30100	100x30
PAB30110	110x30
PAB30120	120x30
PAB4080	80x40
PAB4090	90x40
PAB40100	100x40
PAB40110	110x40
PAB40120	120x40
PAB5080	80x50
PAB5090	90x50
PAB50100	100x50
PAB50110	110x50
PAB50120	120x50
PAB6080	80x60
PAB6090	90x60
PAB60100	100x60
PAB60110	110x60
PAB60120	120x60

"L"-shaped posts 3.5x3.5 cm

Article	Max dim. cm
MA100	100
MA130	130
MA150	150
MA180	180
MA200	200

Accessories

Article	Description
PR001	Adjustable support foot

Reinforced SOLID shelves - Cap. 150 kg/m

Article	Max dim. cm
PLBR30100	100x30
PLBR30110	110x30
PLBR30120	120x30
PLBR30130	130x30
PLBR30140	140x30
PLBR40100	100x40
PLBR40110	110x40
PLBR40120	120x40
PLBR40130	130x40
PLBR40140	140x40
PLBR50100	100x50
PLBR50110	110x50
PLBR50120	120x50
PLBR50130	130x50
PLBR50140	140x50
PLBR60100	100x60
PLBR60110	110x60
PLBR60120	120x60
PLBR60130	130x60
PLBR60140	140x60

Reinforced PERFORATED shelves - Cap. 150 kg/m

Article	Max dim. cm
PABR30100	100x30
PABR30110	110x30
PABR30120	120x30
PABR30130	130x30
PABR30140	140x30
PABR40100	100x40
PABR40110	110x40
PABR40120	120x40
PABR40130	130x40
PABR40140	140x40
PABR50100	100x50
PABR50110	110x50
PABR50120	120x50
PABR50130	130x50
PABR50140	140x50
PABR60100	100x60
PABR60110	110x60
PABR60120	120x60
PABR60130	130x60
PABR60140	140x60





Trolley wells, Waste bins, Fast-food rubbish bins
Ashtray top paper bins, Waste paper bins, Umbrella stands



WHEELED WASTE COLLECTORS AND TROLLEY WELLS _____ 220



STAINLESS STEEL WASTE BINS _____ 222



FREE-STANDING WASTE SACK-HOLDERS _____ 224



FAST-FOOD RUBBISH BINS _____ 225



RECYCLING BINS _____ 226



SMALL METAL WASTE BINS _____ 229



STAINLESS STEEL PAPER BINS _____ 230




ASHTRAY TOP PAPER BINS _____ 231



UMBRELLA STANDS _____ 232

AISI 304 STAINLESS STEEL WHEELED WASTE COLLECTORS

- AISI 304 stainless steel waste container, brushed finish
- Watertight pressed bottom with no sharp edges
- Manual opening lid: 1/2+1/2
- Wheel-mounted



Watertight
pressed bottom




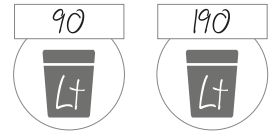
Art. 2101TR



Article	Capacity Lt	Max dim. cm
2100TR	115	40x61x73 h
2101TR	125	40x61x79 h
2102TR	135	40x70x73 h
2103TR	150	40x70x79 h

AISI 304 STAINLESS STEEL TROLLEY WELLS

- AISI 304 stainless steel trolley well with tap, brushed finish
- Watertight pressed bottom with no sharp edges
- Wheel-mounted



Tap detail



Watertight
pressed bottom

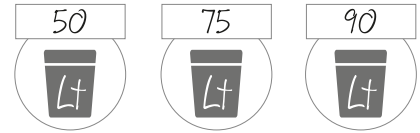


Art. 2112VC

Article	Well depth H cm	Capacity Lt	Max dim. cm
2112VC	30	90	60x50x60 h
2113VC	44	190	80x60x75 h

AISI 304 STAINLESS STEEL WASTE BINS

- AISI 304 stainless steel waste bin, brushed finish
- Watertight radial pressed bottom with no sharp edges
- Manual or pedal operated opening (depending on the model)
- Wheel-mounted



Watertight
pressed bottom



Art. 2175PM



Art. 2190PP



Hanging lid




Pedal operated opening

Article	Opening	Capacity Lt	Max dim. cm
2150PM	Manual	50	ø 39x61 h
2175PM		75	ø 45x61 h
2190PM		90	ø 45x69 h
2150PP	Pedal operated	50	ø 39x61 h
2175PP		75	ø 45x61 h
2190PP		90	ø 45x69 h

AISI 304 STAINLESS STEEL WASTE BINS

- AISI 304 stainless steel waste bin, satin finish
- Watertight bottom
- Manual or pedal operated opening (depending on the model)
- Removable wheel-mounted base



Watertight
pressed bottom



Art. 2450



Art. 2456

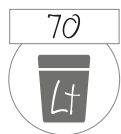


Art. 2457

Article	Opening	Capacity Lt	Max dim. cm	Kg	M	cm	Kg
2450	Manual	50	ø 40x50 h	6,5	M	45x45x63 h	8
2451		70	ø 40x70 h	9,4		48x48x74 h	11
2452		90	ø 40x90 h	11,8		53x50x92 h	13,9
2455	Pedal operated	50	ø 40x50 h	10		45x45x63 h	11,5
2456		70	ø 40x70 h	12,9		48x48x74 h	14,5
2457		90	ø 40x90 h	15,3		53x50x92 h	17,4

STAINLESS STEEL WASTE BINS AND SACK-HOLDERS

- Polished stainless steel rectangular waste bin
- Pedal operated opening
- Elastic fastening bag holder
- Front door
- Base with 2 wheels



Art. 2466



Art. 2467

- Wheeled white lacquered metal waste sack-holder
- Pedal operated opening
- Base with 2 wheels and 2 front feet



Art. 2438


- AISI 304 stainless steel dustbin for big waste sacks
- Pedal operated opening
- Base with 2 wheels and 2 front feet



Art. 2435

Article	Capacity Lt	Max. dim. cm	Kg	cm	Kg
2466	70	46x36x70 h	10,1	M 50x50x79 h	12
2467	110	46x36x90 h	13,1		48x45x95 h
2438	110	ø 41x100 h	12,5	M 63x57x100 h	13,5
2435		55x45x85 h	9,5		50x50x90 h







- AISI 430 stainless steel sheet structure (art. 2591)
- Plastic-coated galvanized sheet structure (Art. 2592 - 2593 - 2596 - 2598)
- Raised edge top for trays
- Swinging door for trays cleaning
- Sack-holder lower lockable door
- Adjustable nylon feet





Art. 2591



Art. 2592

Stainless steel	Grey	White
		
Art. 2591	Art. 2592	Art. 2593
Beige	Walnut	Wengé
		
Art. 2594	Art. 2596	Art. 2598

Colour table

Article	Colour	Capacity Lt	Max dim. cm	Kg			cm	Kg
2591	Stainless steel	80	60x60x120 h	42	M	65x65x130 h	50	
2592	Grey							
2593	White							
2594	Beige							
2596	Walnut							
2598	Wengé							

RECYCLING BINS

- Stainless steel structure, non-marking brushed finish
- Polypropylene and stainless steel lids
- Softclose closing
- Built-in side handles
- Polypropylene internal buckets
- ABS base
- Product compliant with HACCP system



Internal buckets detail



Art. 2560







Art. 2561





Art. 2562



Article	Capacity Lt	Max dim. cm	 Kg	  cm	 Kg
2560	2x12	41x39x43 h	4,5	M	44x41x48 h 5
2561	3x12	60x39x43 h	6		63x41x47 h 6,5
2562	2x30	48x46x64 h	9,5		48x53x69 h 10

- White lacquered metal structure
- Opening lid
- Sack-holder fastening ring



Article	Description	Capacity Lt	Max dim. cm	Kg			cm	Kg
25100B	Blue for PAPER	45	30x30x70 h	7,3	M	32x32x77,50 h	8,2	
25100R	Red for WASTE							
25100V	Green for GLASS							
25100G	Yellow for PLASTIC							
25100GR	Grey for TIN CANS							
25100M	Brown for ORGANIC							

RECYCLING BIN

- 3-hole recycling bin with 3 internal sack holders
- Black lacquered metal structure
- Standard equipment: Carta/Paper - Vetro/Glass - Plastica/Plastic, more combinations available upon request



Art. 25200

Article	Capacity Lt	Max dim. cm	Kg	cm	Kg
25200	3x25	48x48x71 h	13,9	M 48x48x74 h	15,5



- Polished stainless steel or white painted galvanized steel
- Pedal operated opening (plastic - coated metal for the steel version and plastic for the white model)
- Foldable plastic handle
- Plastic base
- N.B. - MINIMUM ORDER (depending on the model)

- Polished stainless steel (AISI 430) or white painted galvanized metal
- Plastic pedal operated opening
- Soft-closing lid
- Handle
- Lid locking system for bag replacement
- Internal plastic bucket
- Plastic base



Article	Colour	Minimum order	Capacity Lt	Max dim. cm	Kg	cm	Kg		
2493	Polished stainless steel	8 pcs.	3	ø 18,5x25 h	0,74	M 39x76x26,5 h	6		
2493B	White								
2494	Polished stainless steel	6 pcs.	5	ø 22,3x26,5 h	0,96				
2494B	White								
2495	Polished stainless steel	6 pcs.	12	ø 26x36 h	1,5			55x79,5x38 h	9
2495B	White								
2496	Polished stainless steel	3	20	ø 29x45 h	2,5	33x33x50 h	3		
2496B	White								

STAINLESS STEEL WASTE/PAPER BINS

- Rectangular polished stainless steel paper bins
- Non-scratch stainless steel swing lid



Art. 2431



Art. 2432



Article	Capacity Lt	Max dim. cm	Kg	cm	Kg
2431	30	30x20x70 h	4	33x24x75 h	5
2432	70	40x30x90 h	9	46x35x91 h	10

Accessories	Description	Suitable for
BIN1	Steel rod bag holder	2431
BIN2		2432



- Stainless steel or black lacquer metal paper bin
- Push opening



Art. 2404



Art. 2407

Article	Finish	Capacity Lt	Max dim. cm	Kg	cm	Kg
2404	Acciaio inox	45	ø 30x83 h	6	36x36x94 h	7
2407	Nero					

Accessories	Description	Suitable for
BIN3	Secchio in lamiera zincata	2404 - 2407



ASHTRAY TOP PAPER BINS

- Stainless steel or brass litter bin with ashtray mesh top



Art. 2506

Art. 2508

Art. 2510

Art. 2512



- Stainless steel or lacquered metal paper bin with ashtray top



Art. 2530N

Art. 2531



Article	Colour	Max dim. cm	Kg	cm	Kg
2506	Polished stainless steel	ø 20x60 h	3	M	23x23x65 h
2508	Brass-plated				
2510	Polished stainless steel	ø 25x69 h	4		28x28x76 h
2512	Brass-plated				
2530N	Black micaceous lacquer	ø 25x62 h	4	28x28x76 h	5
2531	Polished stainless steel				

Accessories	Description	Suitable for
BIN6	Steel rod bag holder	2510 - 2512
BIN7		2530N - 2531



UMBRELLA STANDS

- Squared umbrella stands - satin stainless steel or black lacquered metal



Art. 2760



Art. 2761

- Black or white lacquered metal umbrella stand with stainless steel or brass final touches



Art. 2786



Art. 2788

Articolo	Colore	Dim. max cm	Kg		 cm	Kg
2760	Satin stainless steel	24x24x49 h	3	M	26x26x53 h	3,5
2761	Black					
2786	Black/stainless steel	ø 25x50 h				
2788	White/stainless steel					

